

Trendlines Beat Headlines

Trending Report

Data Ending: 2024.02.23

**The market is up, and GDP is up,
So why are Americans down?**

**Make Complexity Simple...
Make Possible Predictable**



SECURITIES

Broker-Dealer & RIA
Member FINRA/SIPC

FORMULAS

Formulaic Trending
Asset Management

EXCHANGE

Turnkey Asset
Management Program

INSURANCE SERVICES

Insurance & Annuity
Distribution

ADVISOR ADVANCEMENT

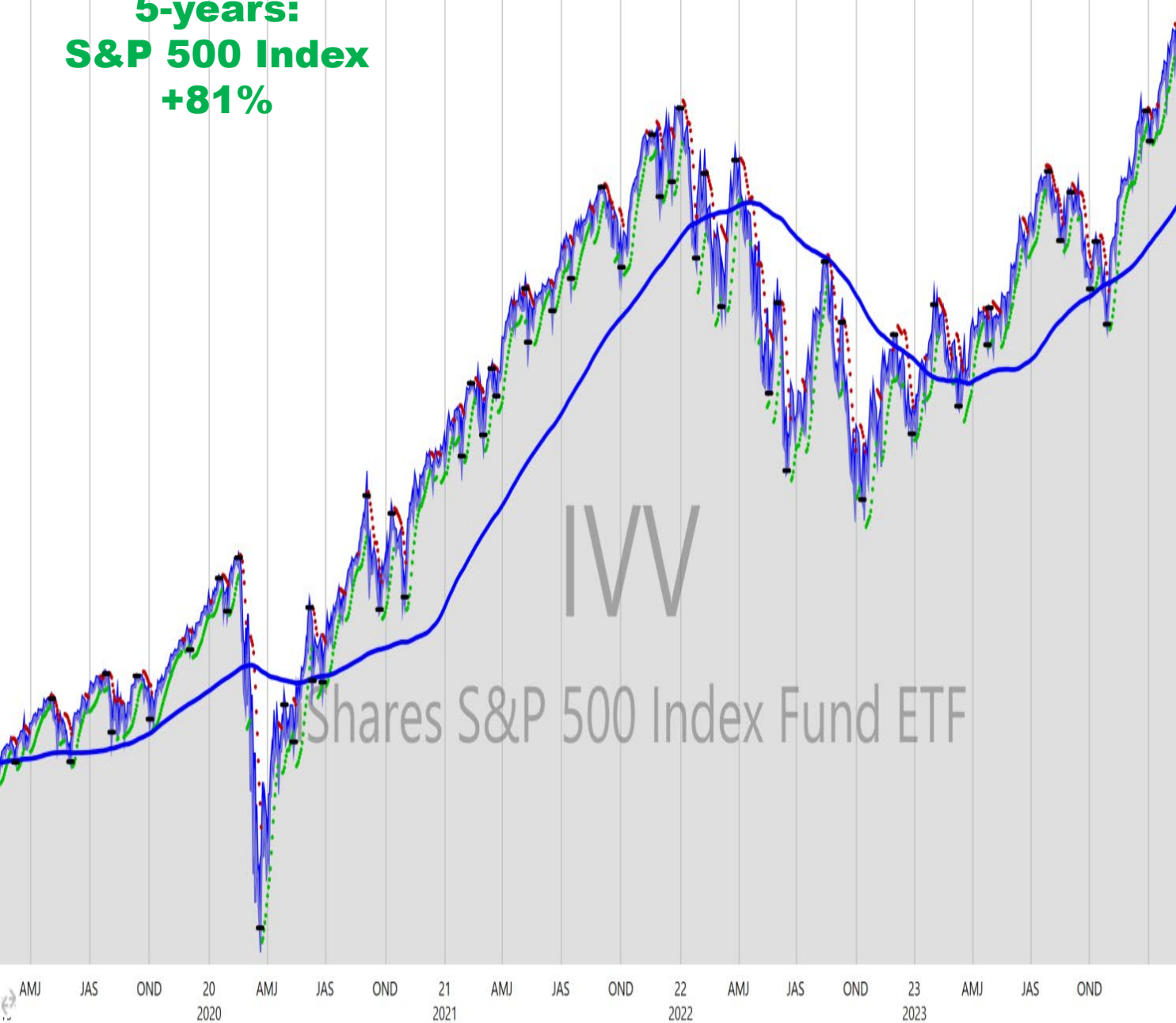
Consulting, Technology
& Multimedia Marketing

6020 E. Fulton St. • Ada, Michigan 49301 • usafinancial.com • 888.444.0125



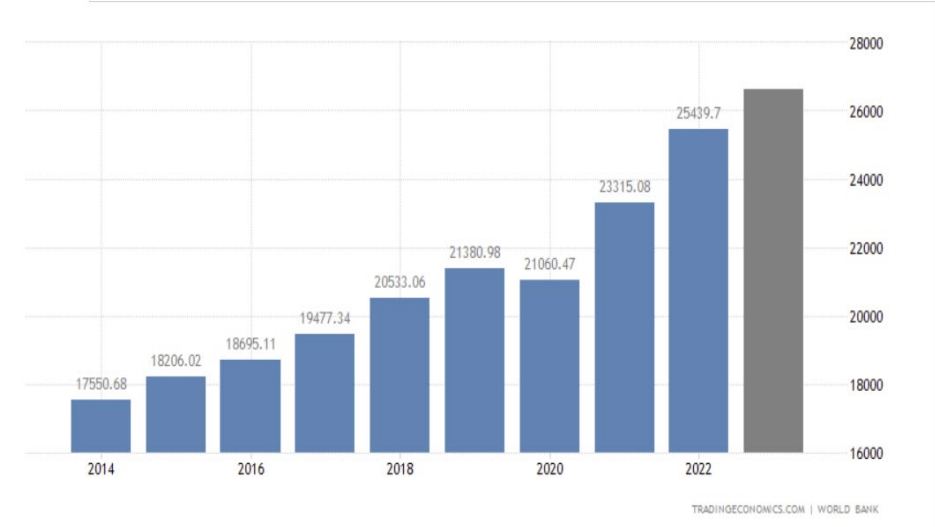
Honor Roll 5-Time Honoree

**5-years:
S&P 500 Index
+81%**

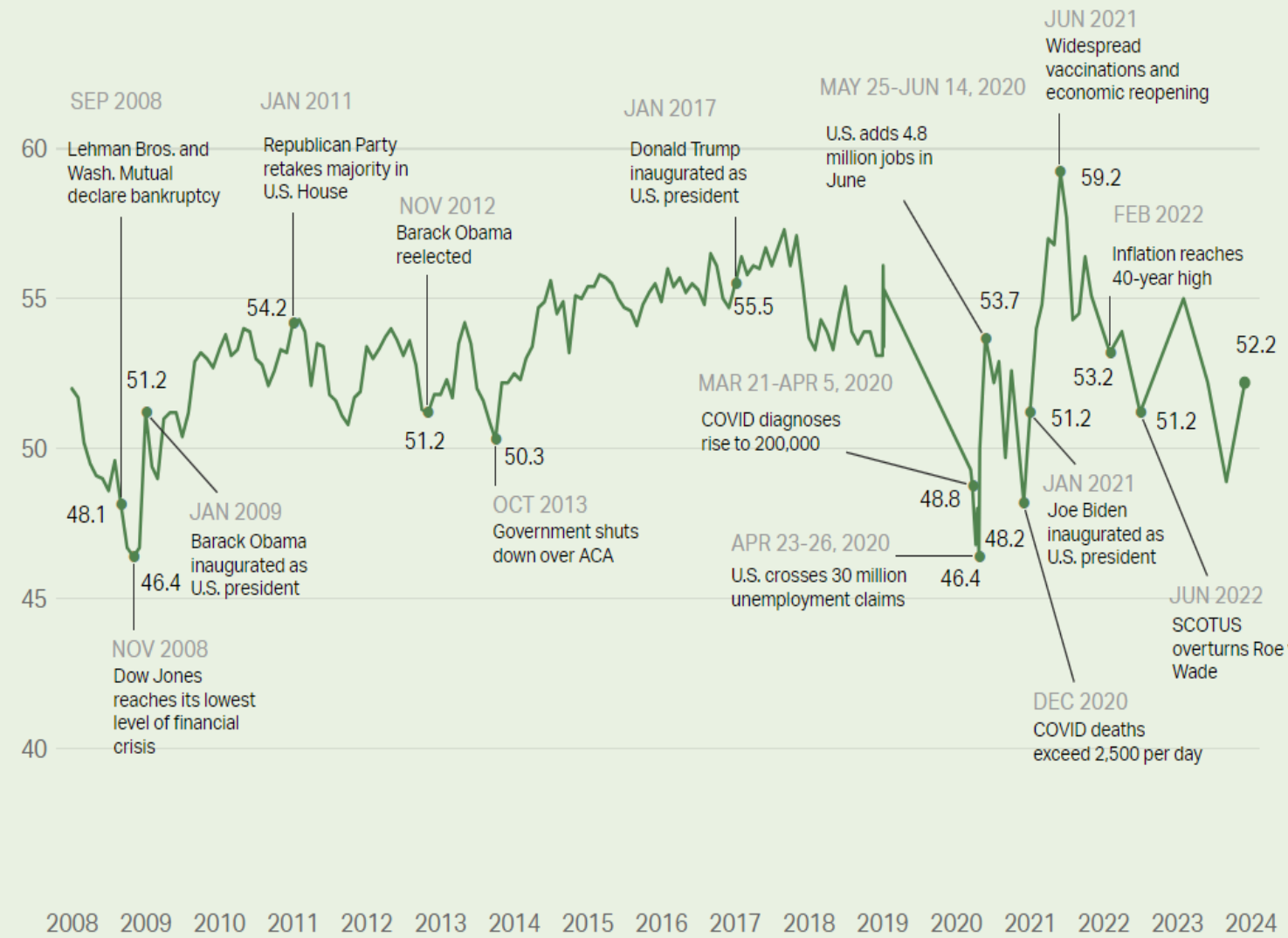


United States GDP

Summary [Stats](#) [Forecast](#) [Download](#)



— % Thriving



Data from January 2008-August 2019 and from August 2020 are based on the Gallup National Health and Well-Being Index; data from March 2020-December 2023 (excluding August 2020) are from the Gallup Panel.

Get the data • Download image

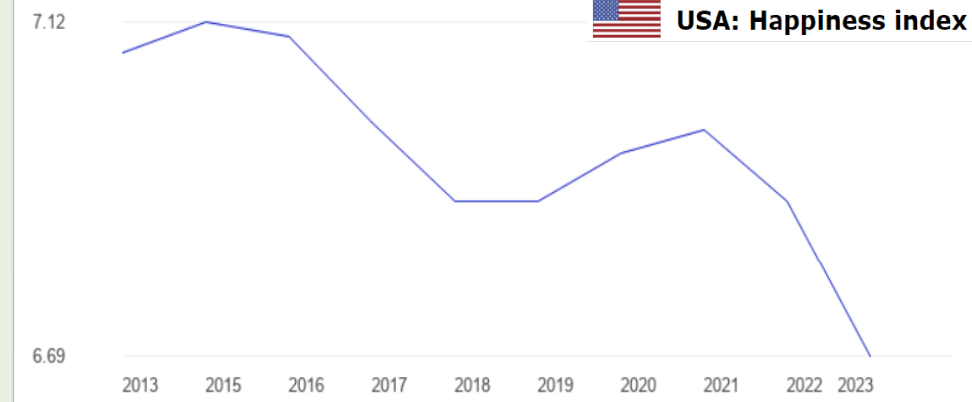
GALLUP

Historical chart

the **GlobalEconomy.com**
Business and economic data for 200 countries



USA: Happiness index



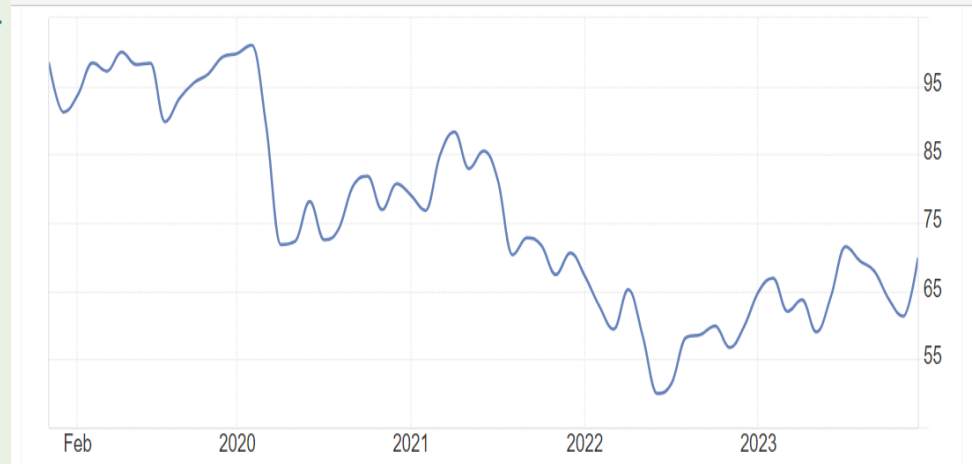
Download data API

Definition: The Happiness ranking is part of the World Happiness Report. The country scores are based on a survey in which respondents evaluate the quality of their current lives on a scale of 0 to 10.

TRADING ECONOMICS

Calendar News Markets Indicators

United States - University of Michigan: Consumer Sentiment



Federal Reserve of St. Louis

Value Chg Chg%

Get Addiction Help Start Online 949-565-2377

American Addiction Centers
Laguna Treatment Hospital

Dealing With Anxiety & Stress in the Age of the 24/7 News Cycle

Written by: Eric Patterson, MSCP Edited by: Amanda Lautieri
Reviewed by: Scot Thomas, M.D. Updated: Jul 14, 2022

Harvard Business Review

Is Your Remote Job Making You Lonely?

by Octavia Goredema

May 12, 2023

The Atlantic Sign In Subscribe

More From How to Build a Life [Explore This Series](#)

HOW TO BUILD A LIFE

Reading Too Much Political News Is Bad for Your Well-Being

Obsessing over politics could hurt your happiness and your relationships.

By Arthur C. Brooks

Mass General Brigham
McLean

The Social Dilemma: Social Media and Your Mental Health

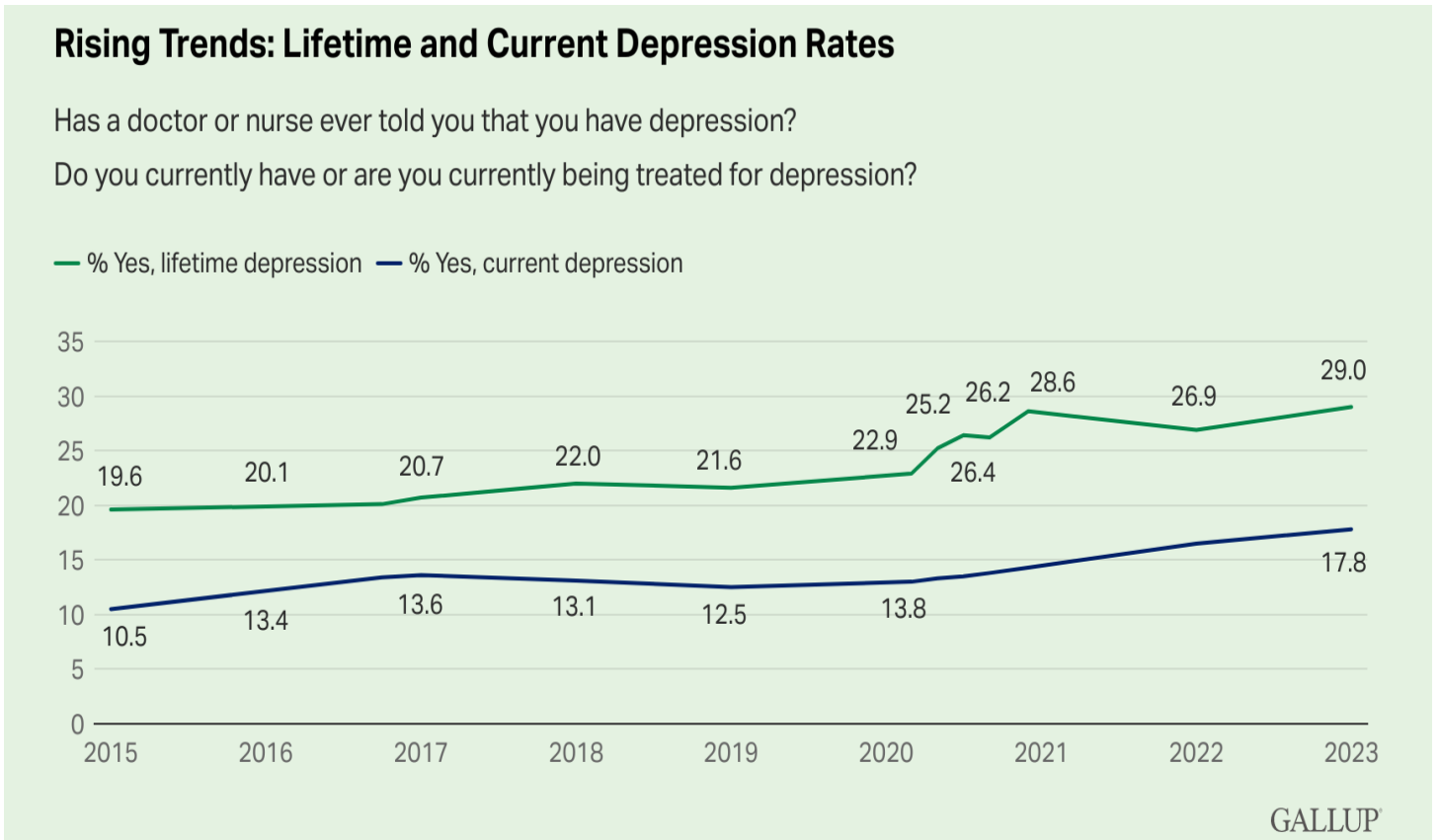
'Like' it or not, using social media can cause anxiety, depression, and other health challenges. How can you change your habits?

Anxiety.org

Health > Problematic Smartphone Use and Its Relationship to Anxiety and Depression

Problematic Smartphone Use and Its Relationship to Anxiety and Depression

By: Samuel Hunley, Ph.D. February 25, 2024

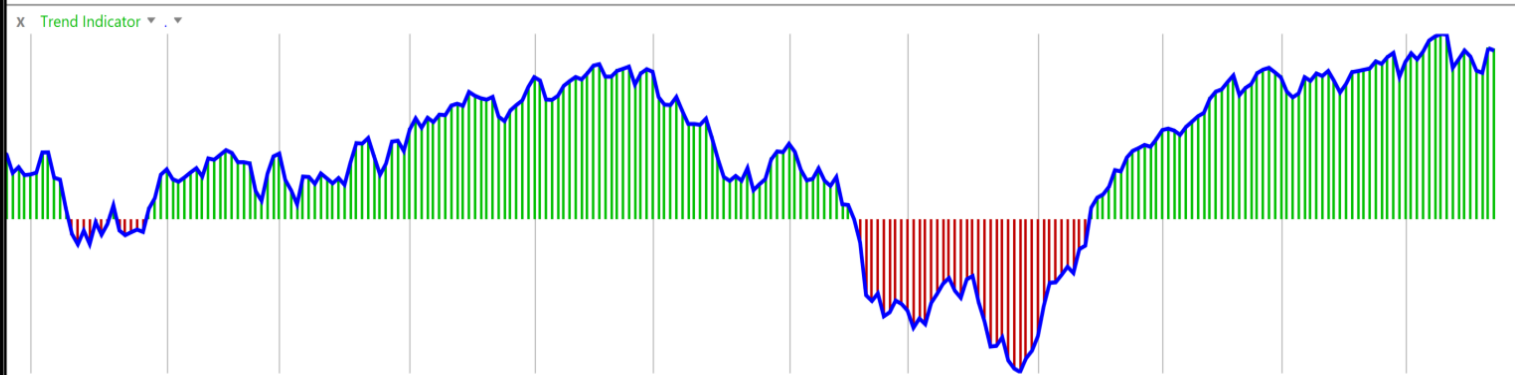
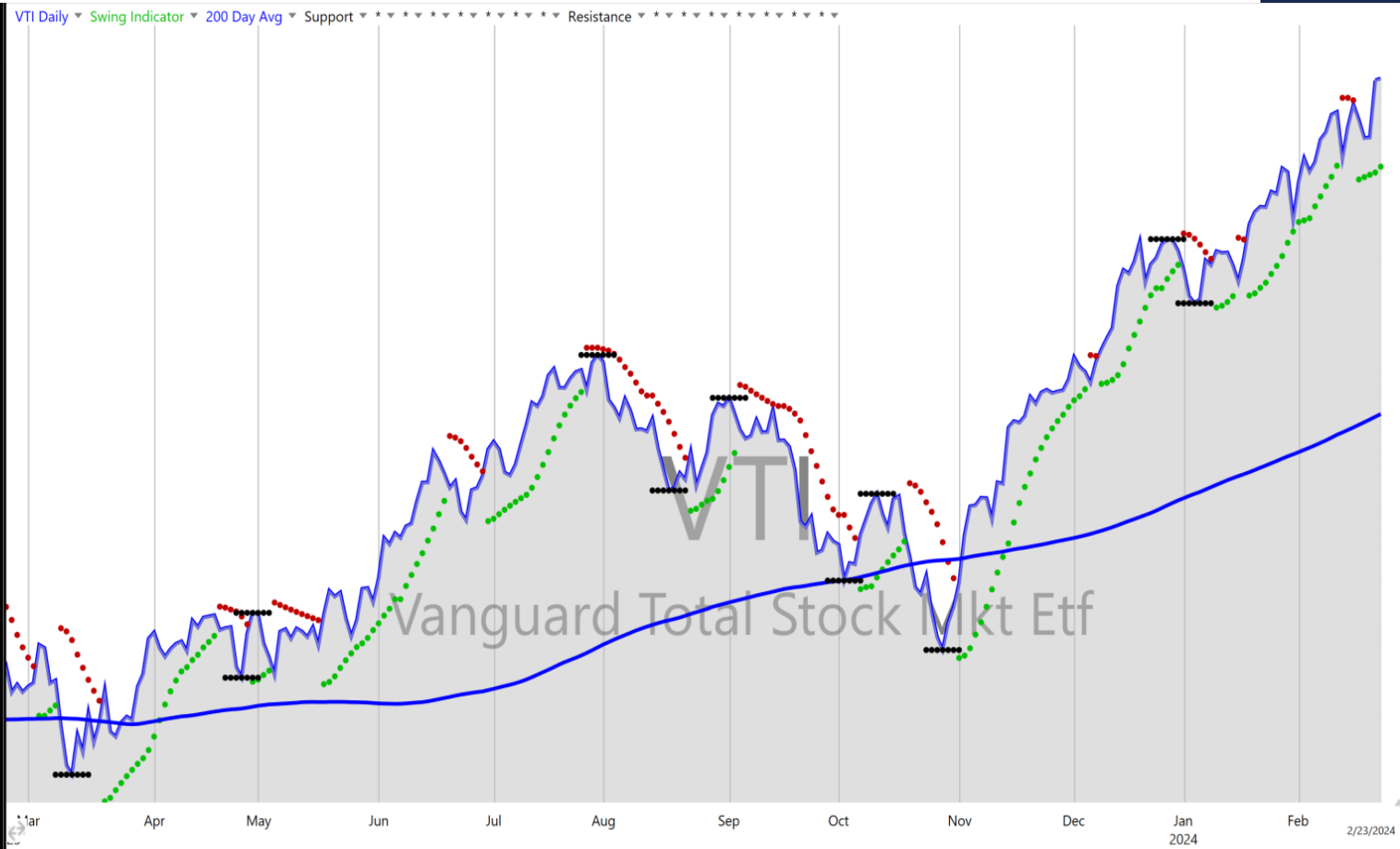


US Capitalization 1-Year Trend

Green = Tilting Bullish

Red = Tilting Bearish

ETF	ETF Name & Market Segment	Trend	Swing	Trend
IVV	iShares S&P 500 Index Fund ETF	●	●	96
DIA	SPDR Dow Jones Industrial Average ETF	●	●	84
QQQ	Invesco QQQTrust Ser 1	●	●	78
OEF	iShares S&P 100 Index Fund ETF	●	●	77
VTI	Vanguard Total Stock Mkt Etf	●	●	76
IVE	iShares S&P 500/Barra Value Index Fund ETF	●	●	64
IVW	iShares S&P 500 Growth ETF	●	●	63
IJK	iShares S&P MidCap 400 Growth ETF	●	●	61
IJH	iShares S&P MidCap 400 Index Fund ETF	●	●	51
IJT	iShares S&P SmallCap 600 Growth ETF	●	●	50
IWM	iShares Russell 2000 Index Fund ETF	●	●	50
IJR	iShares S&P SmallCap 600 Index Fund ETF	●	●	39
IJJ	iShares S&P MidCap 400 Value ETF	●	●	39
IJS	iShares S&P SmallCap 600 Value ETF	●	●	27



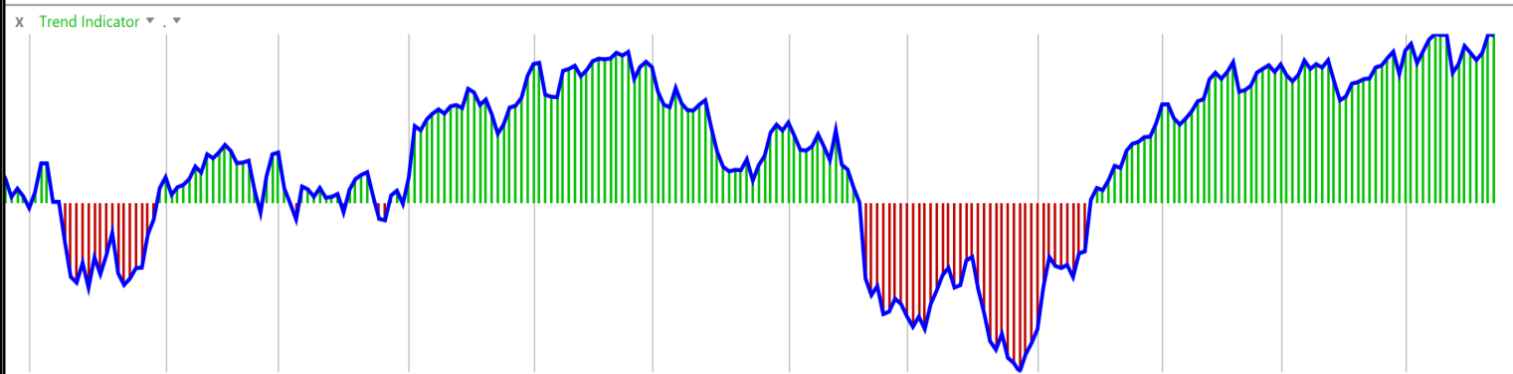
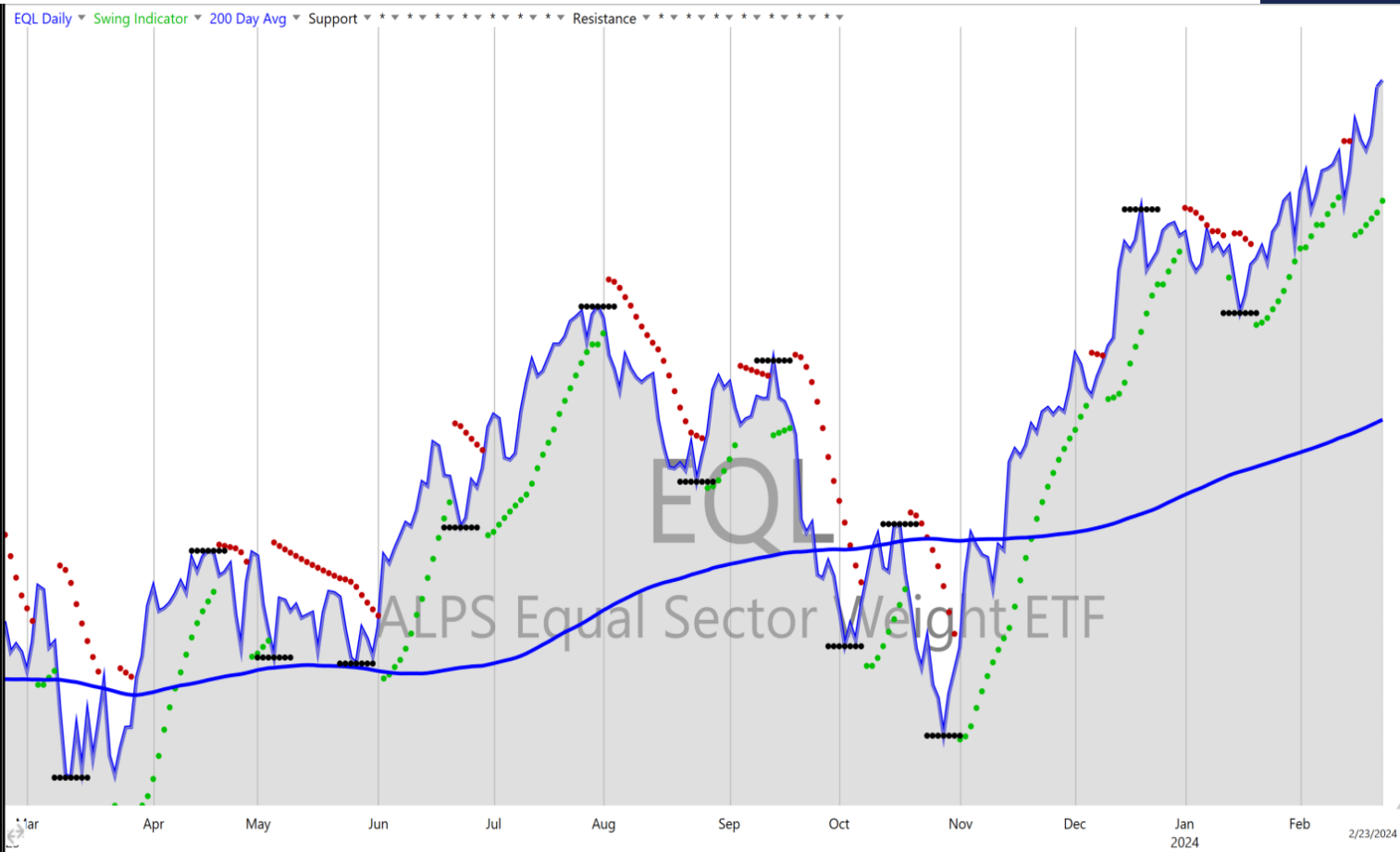
US Sector 1-Year Trend

Green = Tilting Bullish

Red = Tilting Bearish



ETF	ETF Name & Market Segment	Trend	Swing	Trend
VHT	Vanguard Health Care Etf	●	●	91
VGT	Vanguard Information Tech Etf	●	●	80
VIS	Vanguard Industrials Etf	●	●	76
VFH	Vanguard Financials Etf	●	●	67
VOX	Vanguard Telecomm Srvs Etf	●	●	65
EQL	ALPS Equal Sector Weight ETF	●	●	59
VDC	Vanguard Consumer Staples Etf	●	●	56
VCR	Vanguard Consumer Disc Etf	●	●	55
VAW	Vanguard Materials Etf	●	●	50
VDE	Vanguard Energy Etf	●	●	21
VNQ	Vanguard Reit Etf	●	●	21
GLD	SPDR Gold Trust	●	●	19
VPU	Vanguard Utilities Etf	●	●	-4
SLV	iShares Silver Trust ETF	●	●	-9



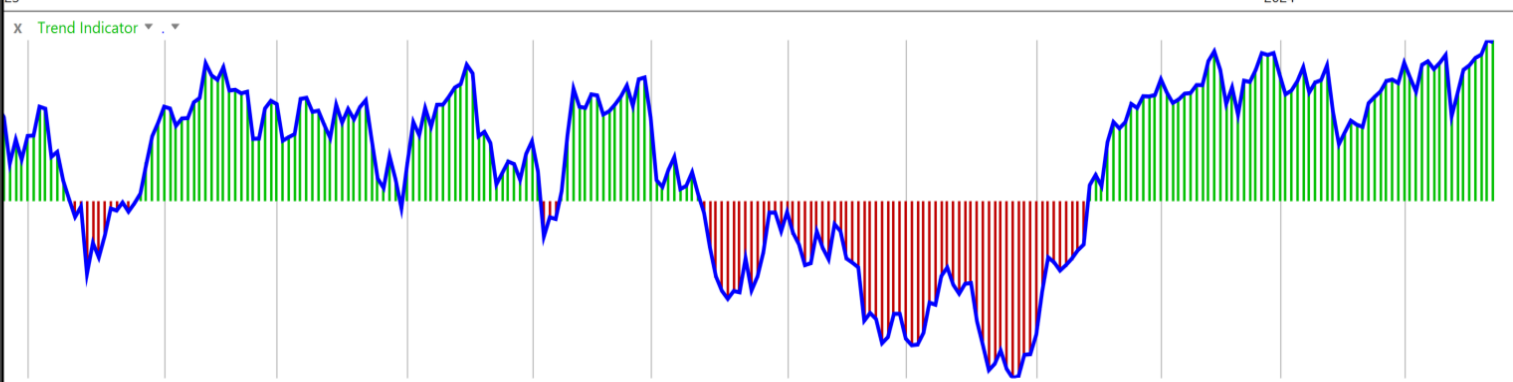
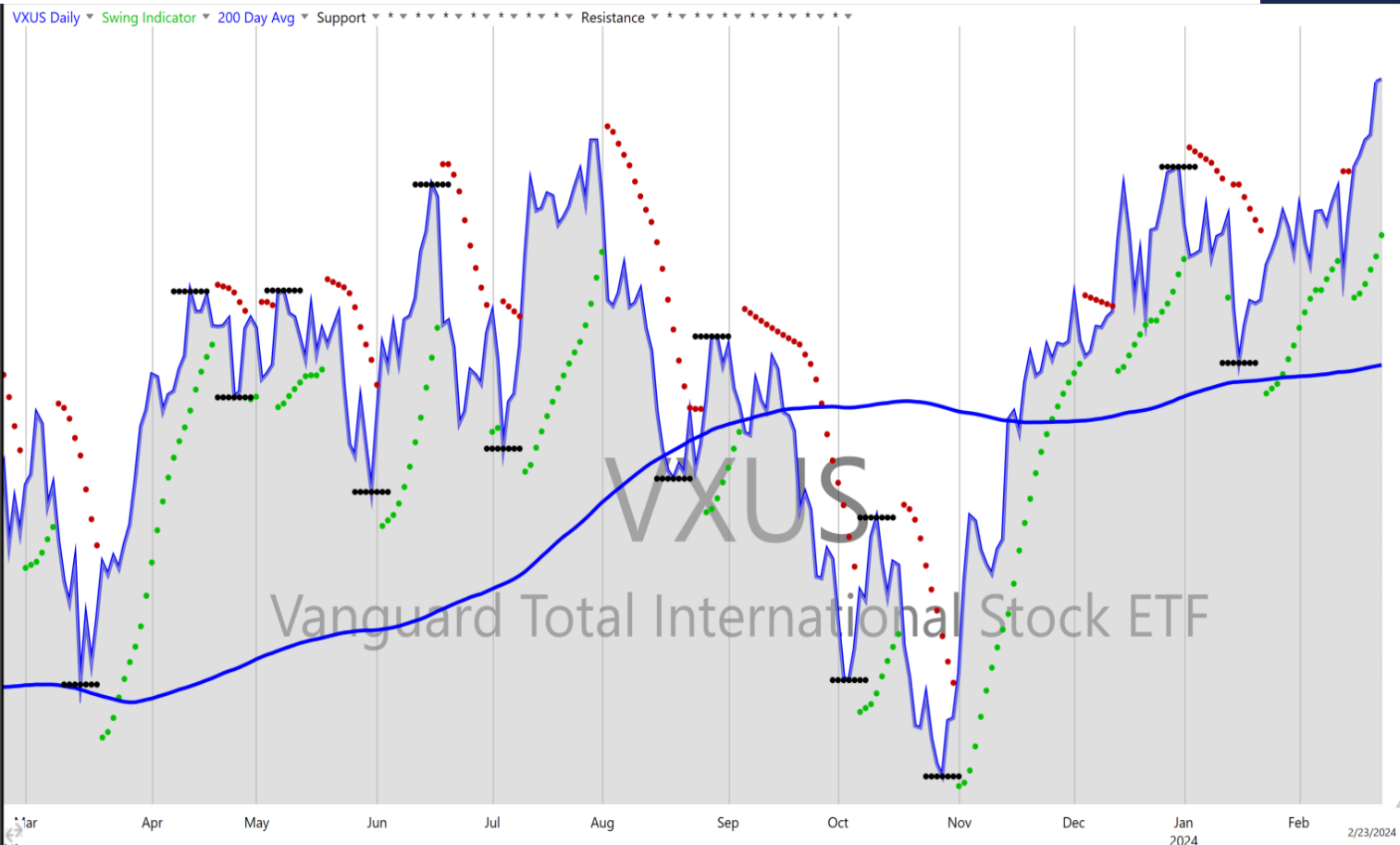
International Equity 1-Year Trend

Green = Tilting Bullish

Red = Tilting Bearish



ETF	ETF Name & Market Segment	Trend	Swing	Trend
IVV	iShares S&P 500 Index Fund ETF	●	●	96
EFG	iShares MSCI EAFE Growth Index Fund ETF	●	●	64
VIGI	Vanguard International Dividend Appreciation ETF	●	●	56
EFA	iShares MSCI EAFE Index Fund ETF	●	●	52
VPL	Vanguard Pacific Etf	●	●	51
EZU	iShares MSCI EMU Index Fund ETF	●	●	49
VGK	Vanguard European Etf	●	●	47
VXUS	Vanguard Total International Stock ETF	●	●	47
VYMI	Vanguard International High Dividend Yield ETF	●	●	46
VWO	Vanguard Emerging Markets ETF	●	●	39
EFV	iShares MSCI EAFE Value Index Fund ETF	●	●	39
VSS	Vanguard FTSE All-World ex-US Small-Cap ETF	●	●	31
ILF	iShares S&P Latin America 40 Index Fund ETF	●	●	7
MCHI	iShares MSCI China Index Fund	●	●	-7



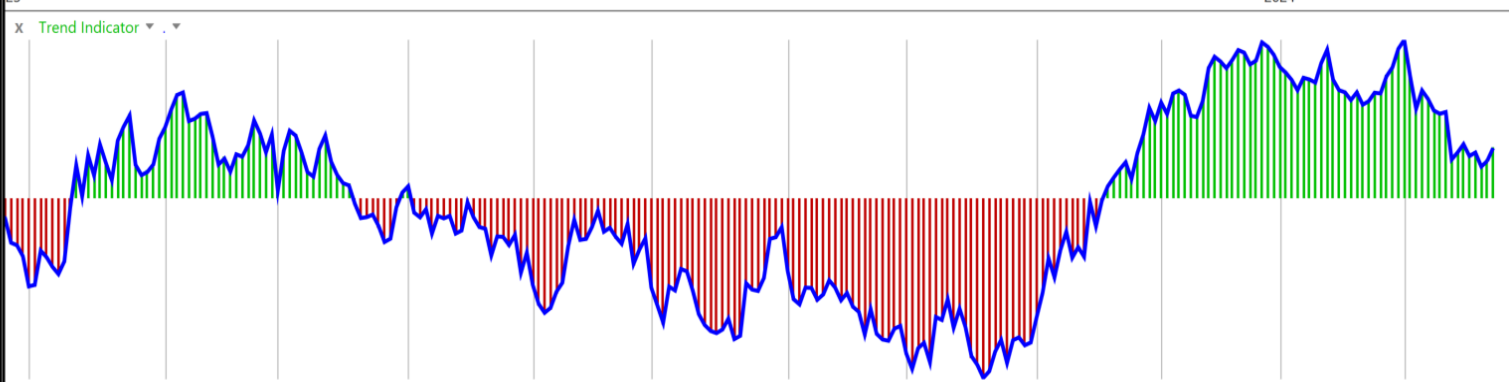
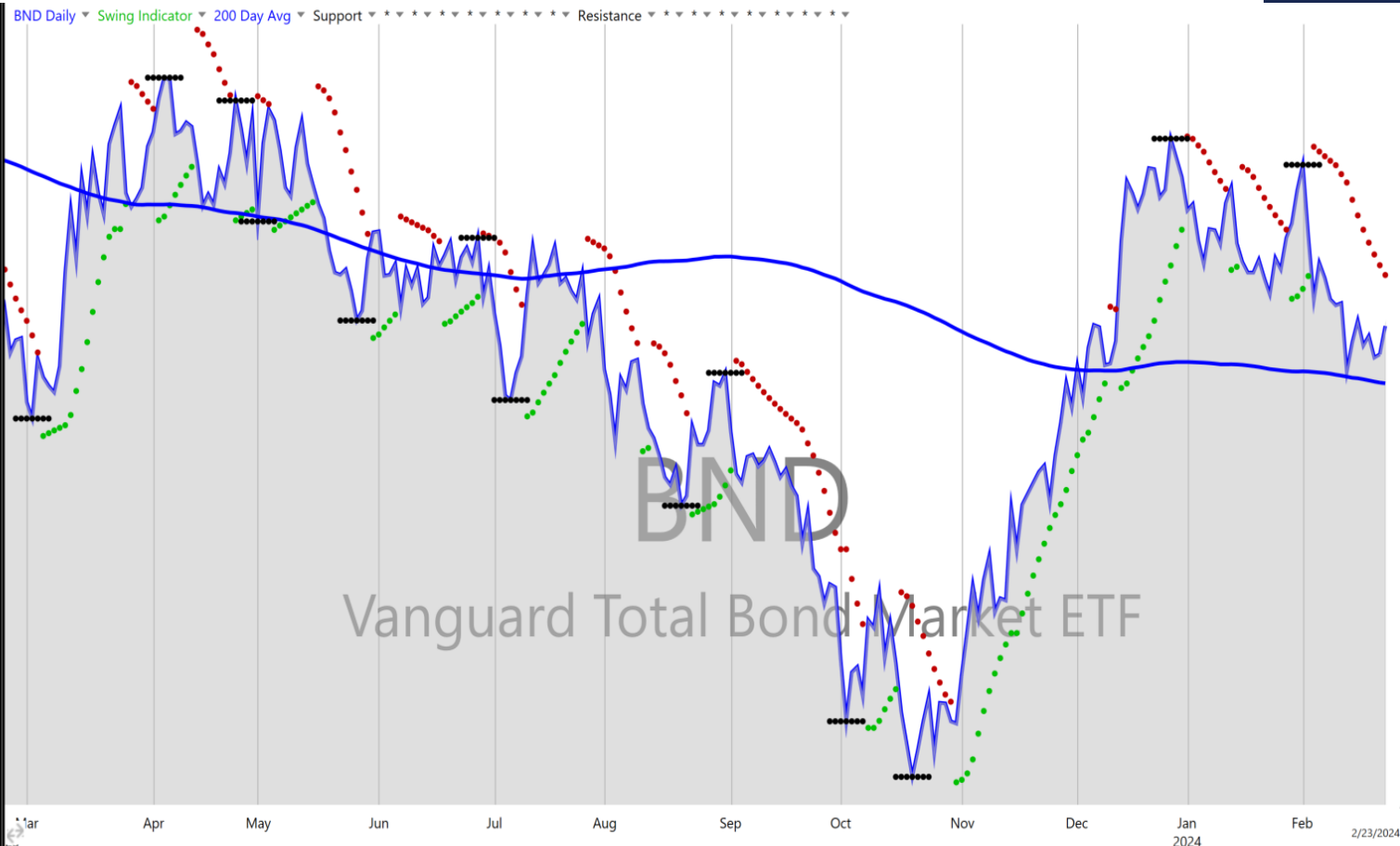
US Bond 1-Year Trend

Green = Tilting Bullish

Red = Tilting Bearish



ETF	ETF Name & Market Segment	Trend	Swing	Trend
MUB	iShares S&P National Municipal Bond ETF	●	●	38
HYG	iShares IBoxx \$ High Yield Corporate Bond ETF	●	●	35
VCSH	Vanguard Short-Term Corporate Bond ETF	●	●	29
VCIT	Vanguard Intermediate-Term Corporate Bond ETF	●	●	27
LQD	iShares Iboxx \$ Investop Corp Bd	●	●	22
VCLT	Vanguard Long-Term Corporate Bond ETF	●	●	19
BND	Vanguard Total Bond Market ETF	●	●	17
TLH	iShares Barclays 10-20 Year Treasury Bond Fund	●	●	12
GOVT	iShares Barclays U.S. Treasury Bond Fund	●	●	11
TLT	iShares Barclays 20+ Year Treasury Bond Fund	●	●	9
IEF	iShares Barclays 7-10 Year Treasury Bond Fund	●	●	9
IEI	iShares Barclays 3-7 Year Treasury Bond Fund	●	●	9
SHY	iShares Barclays 1-3 Year Treasury Bond Fund	●	●	7
BNDX	Vanguard Total International Bond ETF	●	●	-14





SECURITIES

Broker-Dealer & RIA
Member FINRA/SIPC

FORMULAS

Formulaic Trending
Asset Management

EXCHANGE

Turnkey Asset
Management Program

INSURANCE SERVICES

Insurance & Annuity
Distribution

ADVISOR ADVANCEMENT

Consulting, Technology
& Multimedia Marketing

6020 E. Fulton St. • Ada, Michigan 49301 • usafinancial.com • 888.444.0125



Honor Roll Five-Time Honoree

The strategies and concepts discussed are for educational purposes only and do not represent specific investment, tax, or estate planning advice. Investing carries an inherent element of risk and includes the potential for loss of principal and income. We believe it is in everyone's best interests to consult a tax, legal, or investment professional. Past performance is not indicative of future results, actual results may vary. The views expressed represent the personal opinions of the presenter or featured guests; not necessarily those of USA Financial or its affiliated subsidiaries. Any opinions or forecasting statements are subject to change at any time, and without notice. The information expressed herein is obtained from sources that are believed to be credible, however, their accuracy cannot be guaranteed. All data is created from publicly available information and has not been independently verified by USA Financial. Trademark and copyright protected, USA Financial and Affiliates.

The Trending Report represents a visual ranking of our formulaic trending analysis. Our calculations forge a unique combination of the stochastic oscillator, the relative strength index, the moving average convergence divergence and the elder ray indicator. This is executed over various equity subsets and durations in order to reflect a wide range of sensitivities to the market data collected. This is not an investment product offering and is provided for investor reference and perspective only. Past performance is not indicative of future results and actual results may vary. © USA Financial