

Trendlines Beat Headlines

# Trending Report

Data Ending: 2024.02.09

## China's Shocking Decline in Births, Market & the Economy

Make Complexity Simple...  
Make Possible Predictable



### SECURITIES

Broker-Dealer & RIA  
Member FINRA/SIPC

### FORMULAS

Formulaic Trending  
Asset Management

### EXCHANGE

Turnkey Asset  
Management Program

### INSURANCE SERVICES

Insurance & Annuity  
Distribution

### ADVISOR ADVANCEMENT

Consulting, Technology  
& Multimedia Marketing

6020 E. Fulton St. • Ada, Michigan 49301 • [usafinancial.com](http://usafinancial.com) • 888.444.0125



Honor Roll 5-Time Honoree

# China's Growth Slows to Three-Decade Low Excluding Pandemic

A festering property-market meltdown offsets much of the benefit of economy's postpandemic recovery

By [Stella Yifan Xie](#) [Follow](#)

Updated Jan. 17, 2024 1:48 am ET

# China's economy had a miserable year. 2024 might be even worse

Analysis by [Laura He](#), CNN

6 minute read · Updated 4:56 AM EST, Fri December 29, 2023

# China's economy is forecast to slow sharply in 2024, the World Bank says, calling recovery 'fragile'

BY [ELAINE KURTENBACH](#) AND [ZEN SOO](#)

Updated 11:50 PM EST, December 14, 2023

Share



# How China Miscalculated Its Way to a Baby Bust

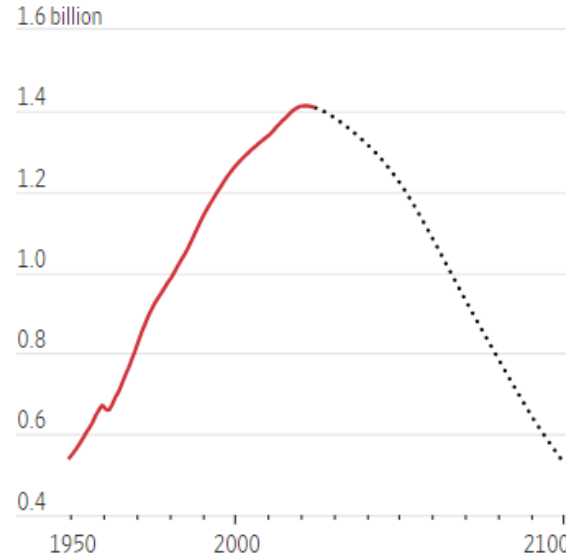
A missile scientist used mathematical models to push the nation's one-child policy. Its legacy is proving hard to shake.

A woman held a baby in Shenzhen last year. VERNON YUEN/NURPHOTO/GETTY IMAGES

By [Liyang Qi](#) [Follow](#)

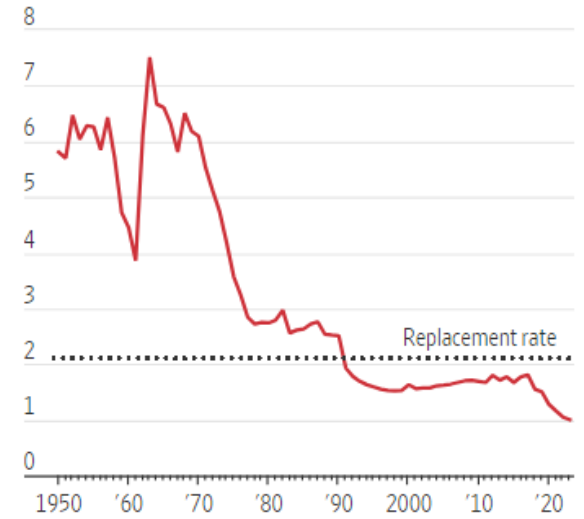
Feb. 12, 2024 12:01 am ET

## Chinese population



Sources: National Bureau of Statistics (historical data); Shanghai Academy of Social Sciences and Victoria University, Australia (forecasts)

## Average number of lifetime births among women in China



Sources: United Nations (historical data), Shanghai Academy of Social Sciences and Victoria University, Australia (2023 forecast)

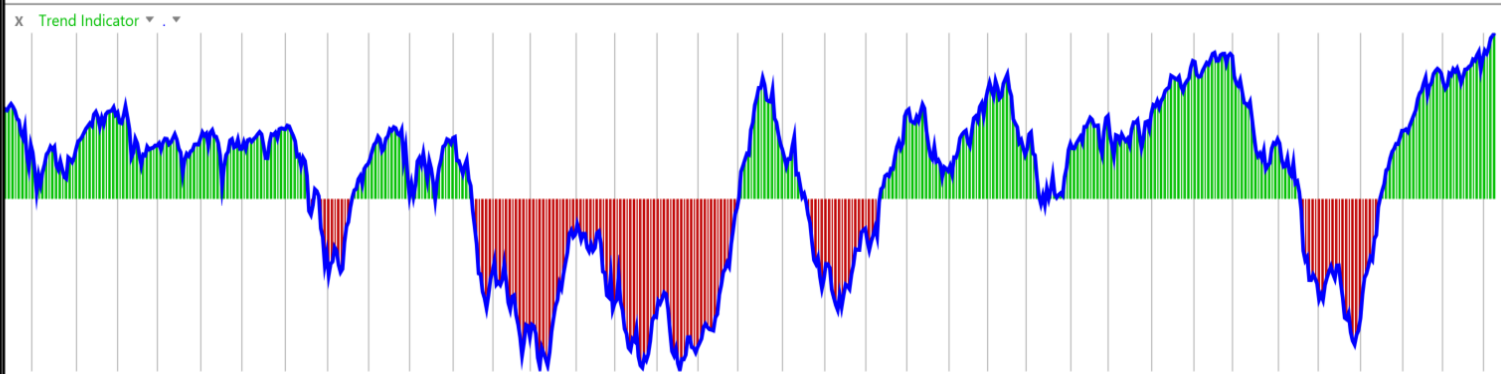
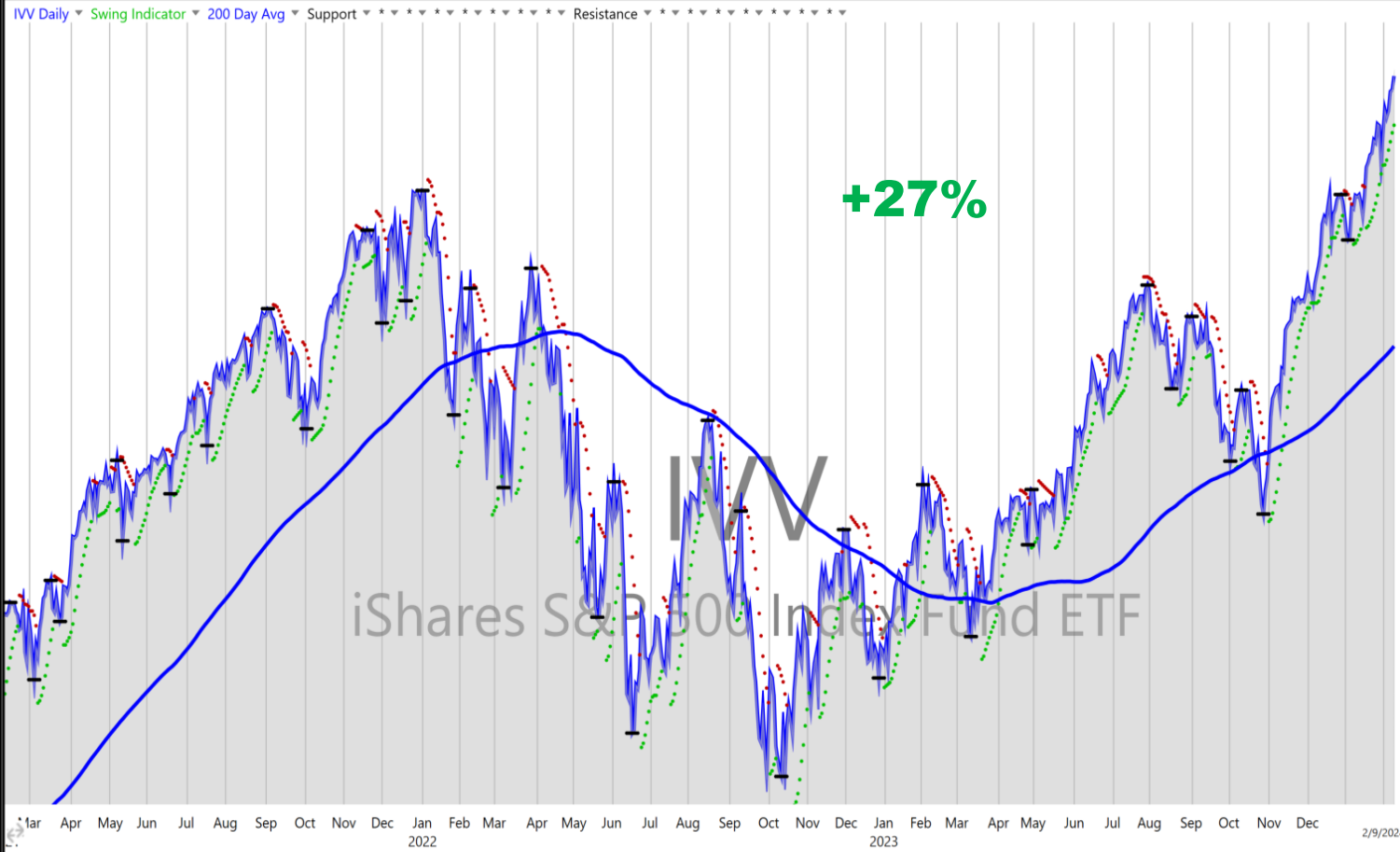
# International Equity 3-Year Trend

Green = Tilting Bullish

Red = Tilting Bearish



ETF	ETF Name & Market Segment	Trend	Swing	Trend
IVV	iShares S&P 500 Index Fund ETF	●	●	105
EFG	iShares MSCI EAFE Growth Index Fund ETF	●	●	63
VIGI	Vanguard International Dividend Appreciation ETF	●	●	53
EZU	iShares MSCI EMU Index Fund ETF	●	●	47
EFA	iShares MSCI EAFE Index Fund ETF	●	●	46
VPL	Vanguard Pacific Etf	●	●	46
VXUS	Vanguard Total International Stock ETF	●	●	41
VGK	Vanguard European Etf	●	●	41
VYMI	Vanguard International High Dividend Yield ETF	●	●	33
VSS	Vanguard FTSE All-World ex-US Small-Cap ETF	●	●	29
VWO	Vanguard Emerging Markets ETF	●	●	26
EFV	iShares MSCI EAFE Value Index Fund ETF	●	●	21
ILF	iShares S&P Latin America 40 Index Fund ETF	●	●	18
MCHI	iShares MSCI China Index Fund	●	●	-31



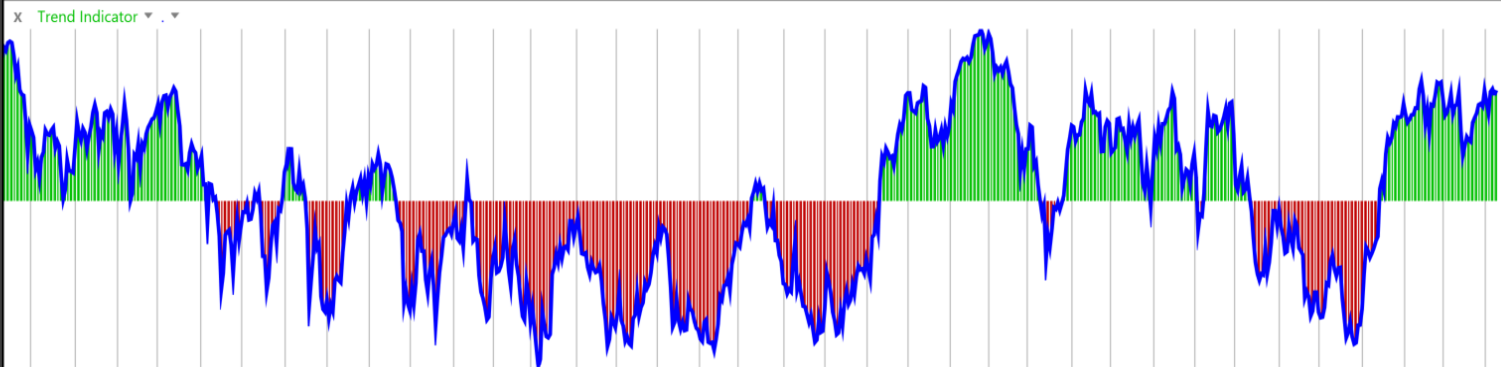
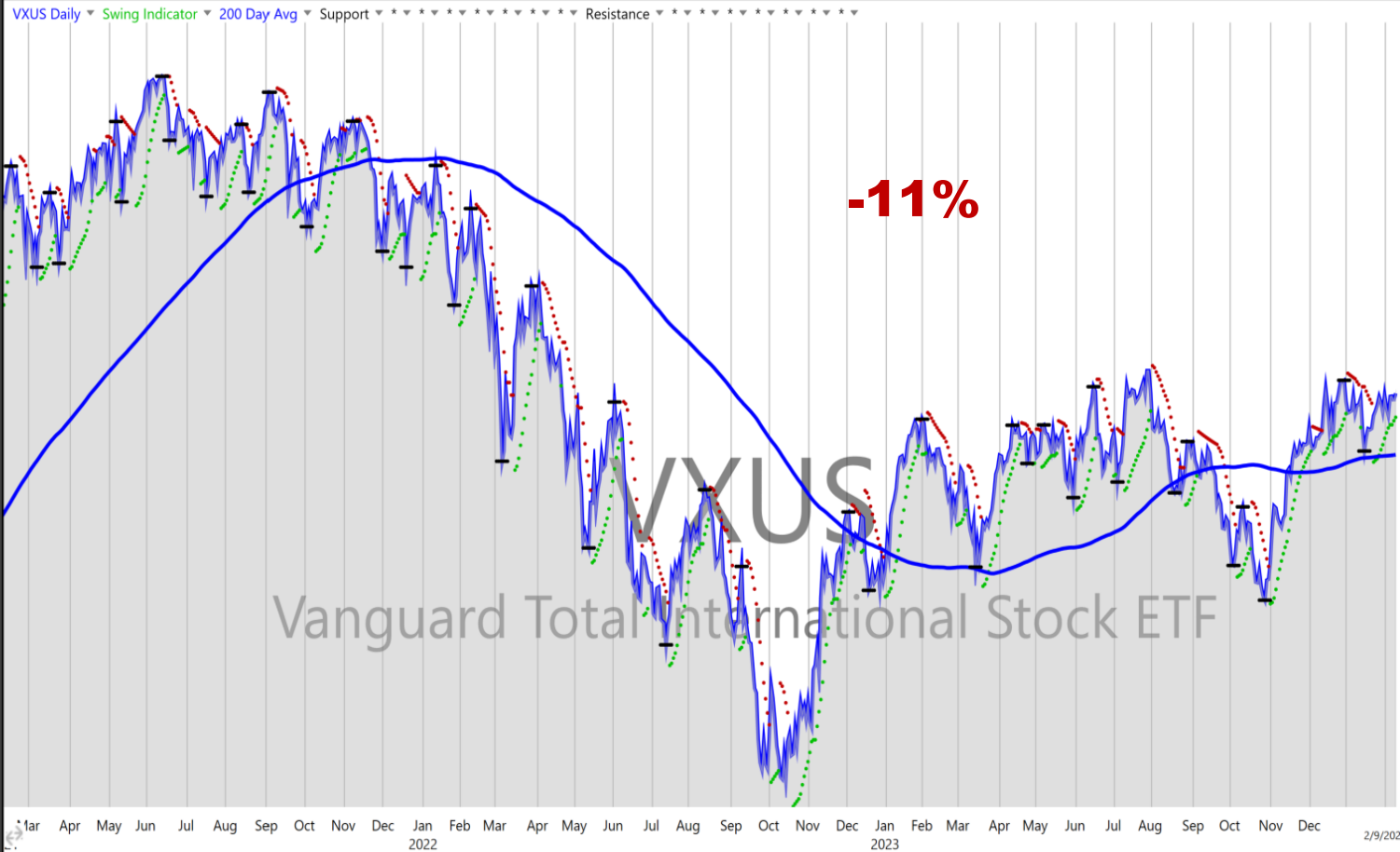
# International Equity 3-Year Trend

Green = Tilting Bullish

Red = Tilting Bearish



ETF	ETF Name & Market Segment	Trend	Swing	Trend
IVV	iShares S&P 500 Index Fund ETF	●	●	105
EFG	iShares MSCI EAFE Growth Index Fund ETF	●	●	63
VIGI	Vanguard International Dividend Appreciation ETF	●	●	53
EZU	iShares MSCI EMU Index Fund ETF	●	●	47
EFA	iShares MSCI EAFE Index Fund ETF	●	●	46
VPL	Vanguard Pacific Etf	●	●	46
VXUS	Vanguard Total International Stock ETF	●	●	41
VGK	Vanguard European Etf	●	●	41
VYMI	Vanguard International High Dividend Yield ETF	●	●	33
VSS	Vanguard FTSE All-World ex-US Small-Cap ETF	●	●	29
VWO	Vanguard Emerging Markets ETF	●	●	26
EFV	iShares MSCI EAFE Value Index Fund ETF	●	●	21
ILF	iShares S&P Latin America 40 Index Fund ETF	●	●	18
MCHI	iShares MSCI China Index Fund	●	●	-31



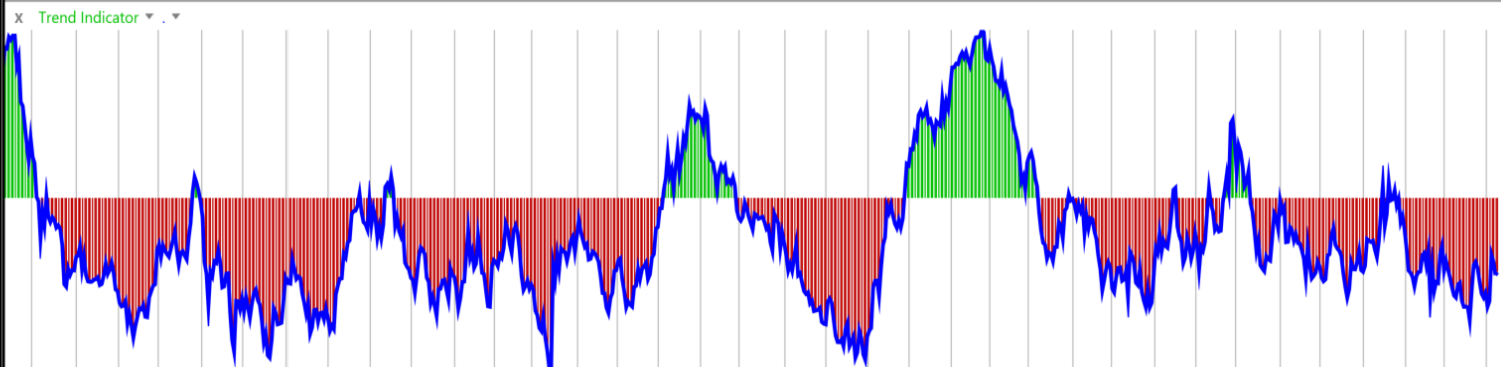
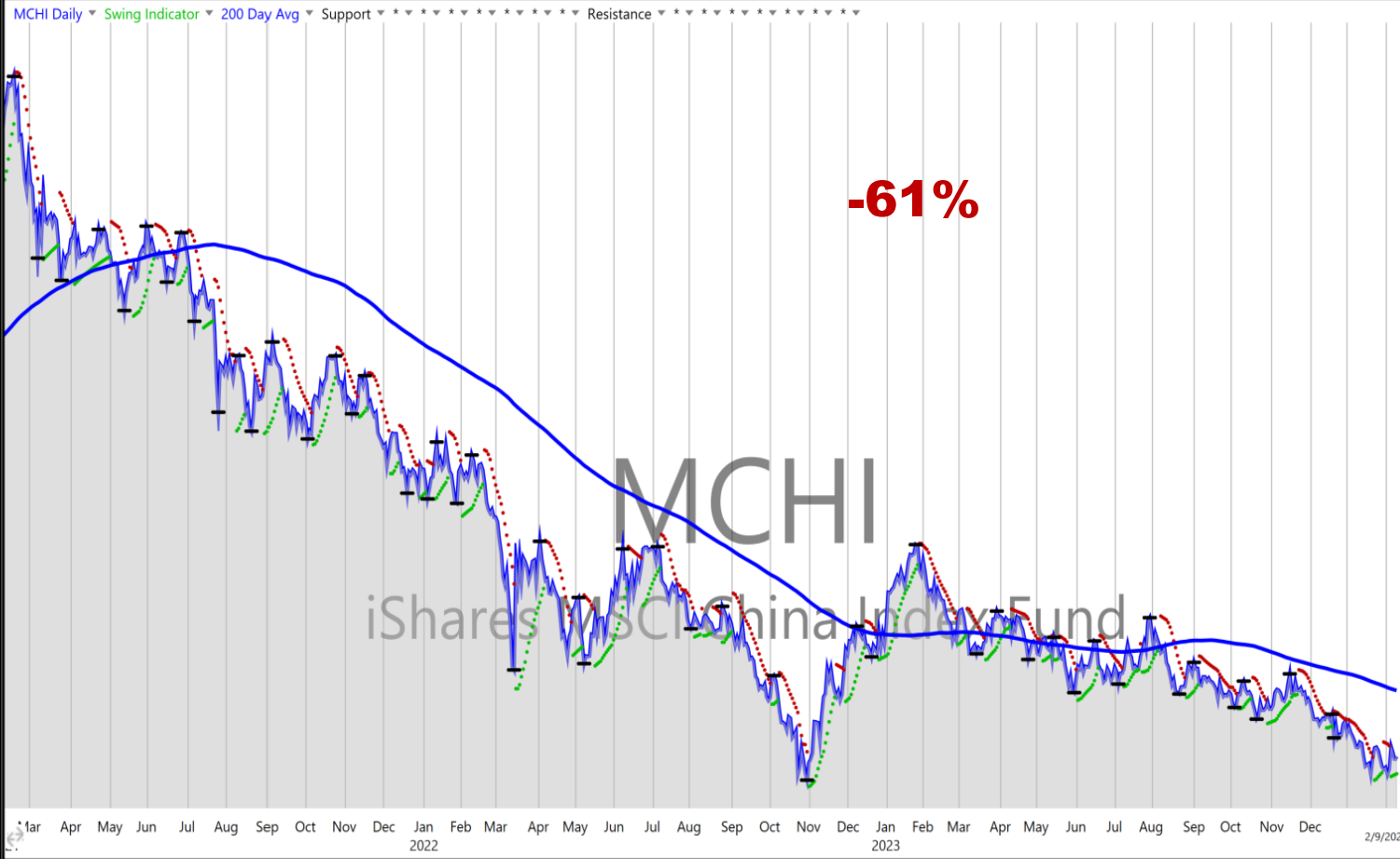
# International Equity 3-Year Trend

Green = Tilting Bullish

Red = Tilting Bearish



ETF	ETF Name & Market Segment	Trend	Swing	Trend
IVV	iShares S&P 500 Index Fund ETF	●	●	105
EFG	iShares MSCI EAFE Growth Index Fund ETF	●	●	63
VIGI	Vanguard International Dividend Appreciation ETF	●	●	53
EZU	iShares MSCI EMU Index Fund ETF	●	●	47
EFA	iShares MSCI EAFE Index Fund ETF	●	●	46
VPL	Vanguard Pacific Etf	●	●	46
VXUS	Vanguard Total International Stock ETF	●	●	41
VGK	Vanguard European Etf	●	●	41
VYMI	Vanguard International High Dividend Yield ETF	●	●	33
VSS	Vanguard FTSE All-World ex-US Small-Cap ETF	●	●	29
VWO	Vanguard Emerging Markets ETF	●	●	26
EFV	iShares MSCI EAFE Value Index Fund ETF	●	●	21
ILF	iShares S&P Latin America 40 Index Fund ETF	●	●	18
MCHI	iShares MSCI China Index Fund	●	●	-31



# China's Growth Slows to Three-Decade Low Excluding Pandemic

A festering property-market meltdown offsets much of the benefit of economy's postpandemic recovery

By Stella Yifan Xie [Follow](#)

Updated Jan. 17, 2024 1:48 am ET

# China's economy had a miserable year. 2024 might be even worse

Analysis by [Laura He](#), CNN

6 minute read · Updated 4:56 AM EST, Fri December 29, 2023

[Israel-Hamas war](#) [Chiefs win Super Bowl 2024](#) [Lakewood Church shooting](#) [Election 2024](#) [Kelvin Kiptum dies at 24](#)

# China's economy is forecast to slow sharply in 2024, the World Bank says, calling recovery 'fragile'

BY [ELAINE KURTENBACH](#) AND [ZEN SOO](#)

Updated 11:50 PM EST, December 14, 2023

[Share](#)



## **Normal 1-year Rolling Charts & Trends**

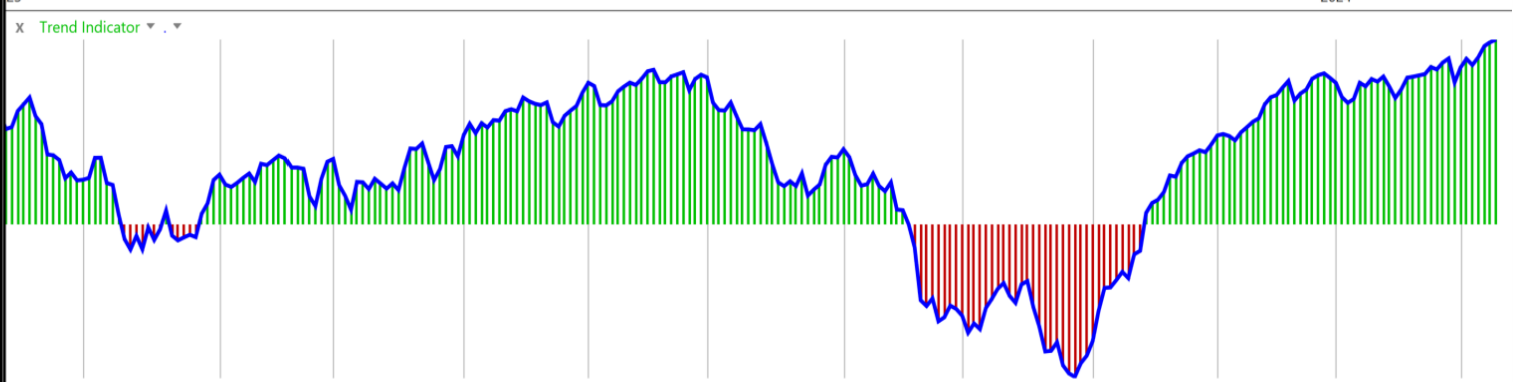
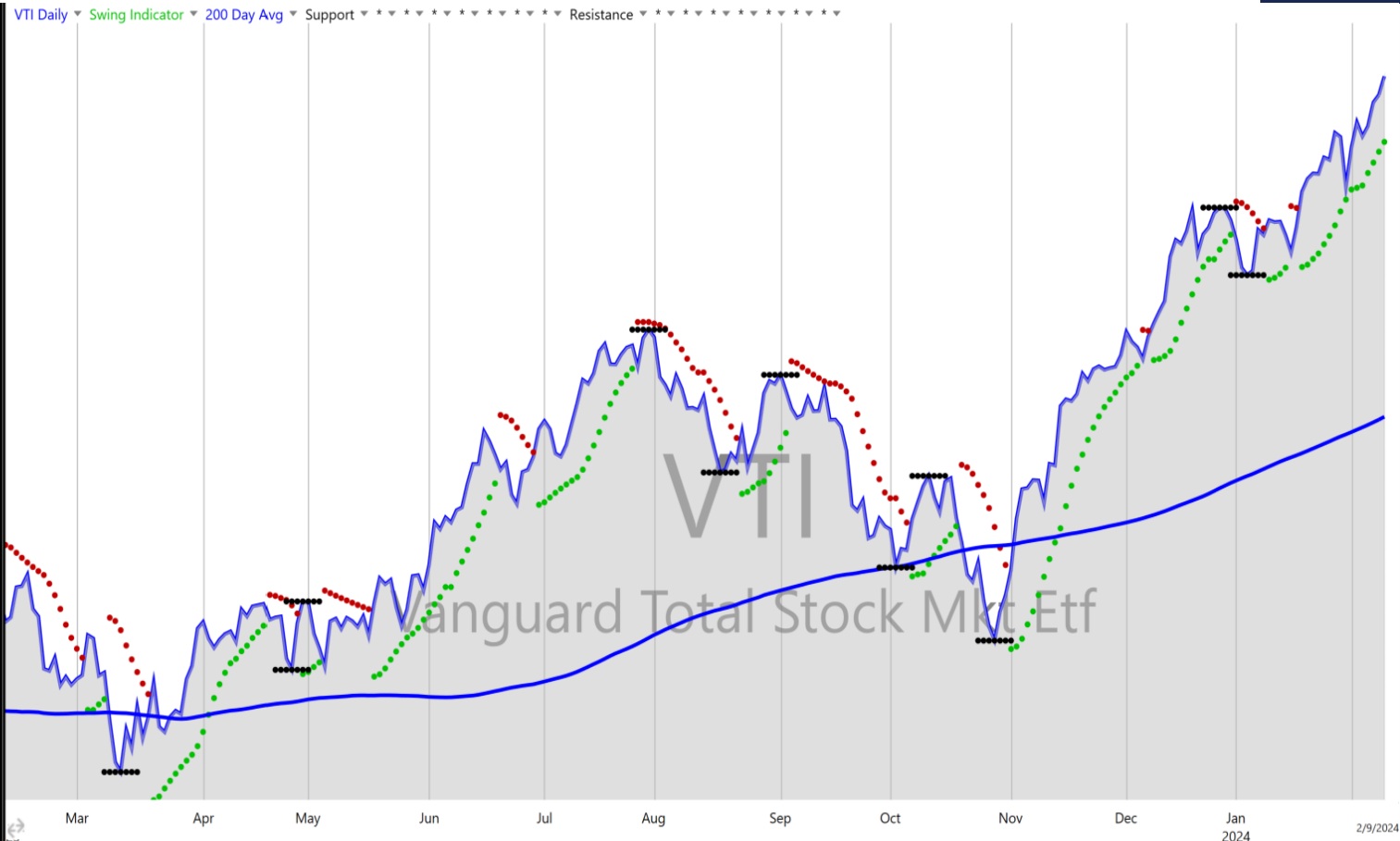
# US Capitalization 1-Year Trend

Green = Tilting Bullish

Red = Tilting Bearish



ETF	ETF Name & Market Segment	Trend	Swing	Trend
		D	D	D
IVV	iShares S&P 500 Index Fund ETF	●	●	105
QQQ	Invesco QQQTrust Ser 1	●	●	96
DIA	SPDR Dow Jones Industrial Average ETF	●	●	95
OEF	iShares S&P 100 Index Fund ETF	●	●	85
VTI	Vanguard Total Stock Mkt Etf	●	●	84
IWV	iShares S&P 500 Growth ETF	●	●	73
IJH	iShares S&P MidCap 400 Index Fund ETF	●	●	70
IVE	iShares S&P 500/Barra Value Index Fund ETF	●	●	66
IJK	iShares S&P MidCap 400 Growth ETF	●	●	60
IJT	iShares S&P SmallCap 600 Growth ETF	●	●	54
IWM	iShares Russell 2000 Index Fund ETF	●	●	54
IJJ	iShares S&P MidCap 400 Value ETF	●	●	42
IJR	iShares S&P SmallCap 600 Index Fund ETF	●	●	42
IJS	iShares S&P SmallCap 600 Value ETF	●	●	31





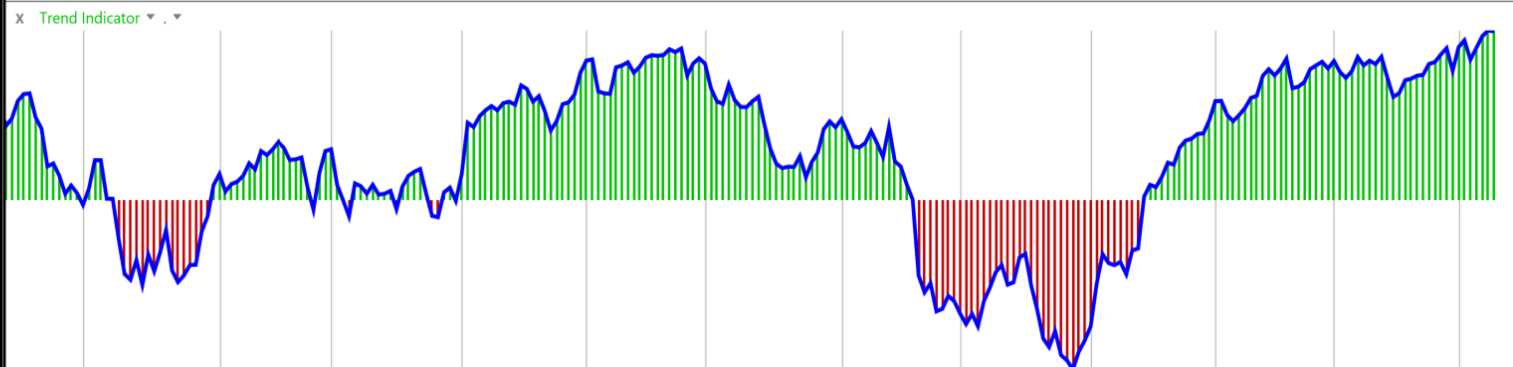
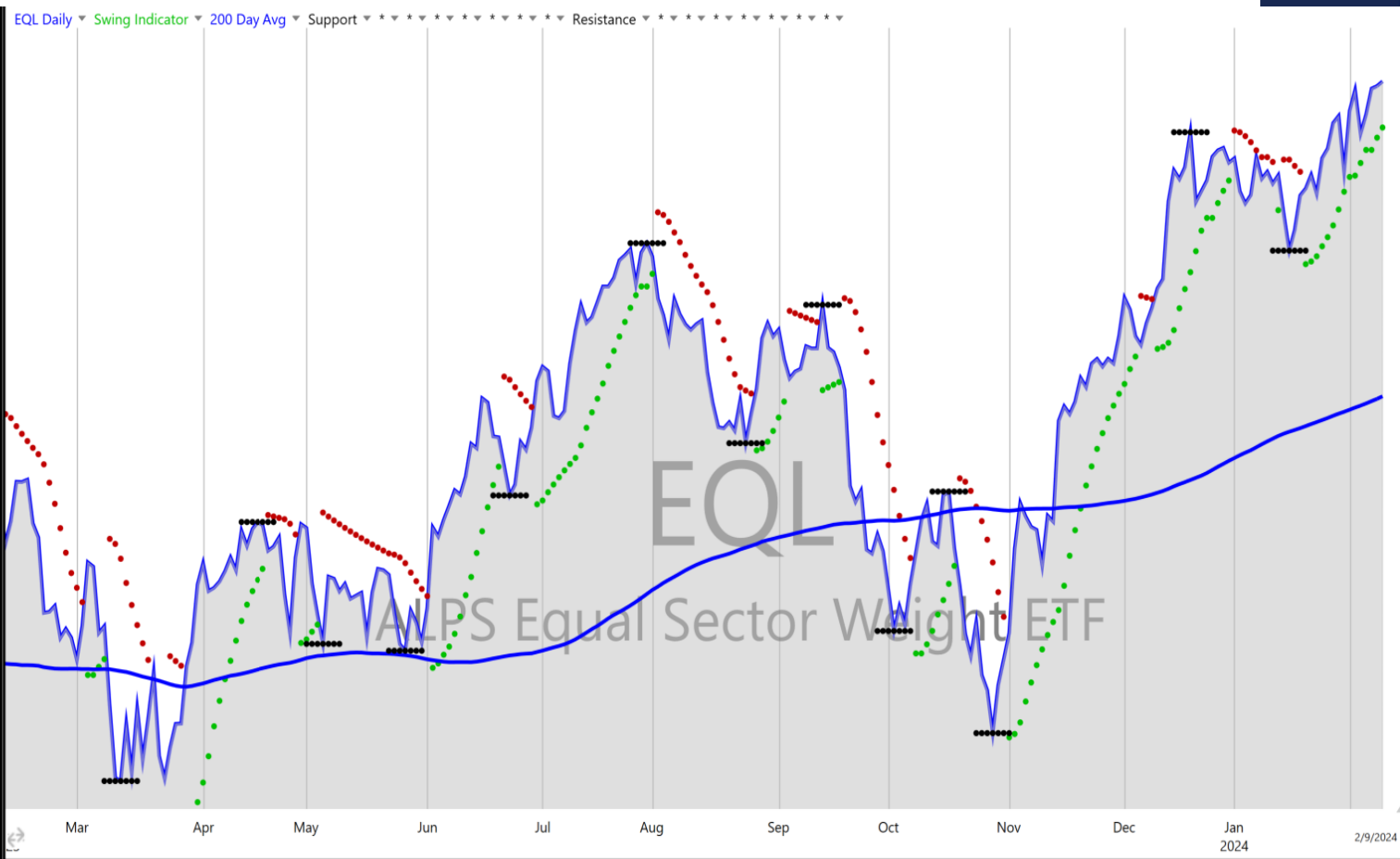
# US Sector 1-Year Trend

Green = Tilting Bullish

Red = Tilting Bearish



ETF	ETF Name & Market Segment	Trend	Swing	Trend
VGT	Vanguard Information Tech Etf	●	●	109
VHT	Vanguard Health Care Etf	●	●	85
VIS	Vanguard Industrials Etf	●	●	75
VOX	Vanguard Telecomm Srvs Etf	●	●	73
VFH	Vanguard Financials Etf	●	●	67
EQL	ALPS Equal Sector Weight ETF	●	●	59
VCR	Vanguard Consumer Disc Etf	●	●	58
VDC	Vanguard Consumer Staples Etf	●	●	47
VAW	Vanguard Materials Etf	●	●	27
VNQ	Vanguard Reit Etf	●	●	27
GLD	SPDR Gold Trust	●	●	14
VDE	Vanguard Energy Etf	●	●	-12
VPU	Vanguard Utilities Etf	●	●	-16
SLV	iShares Silver Trust ETF	●	●	-19



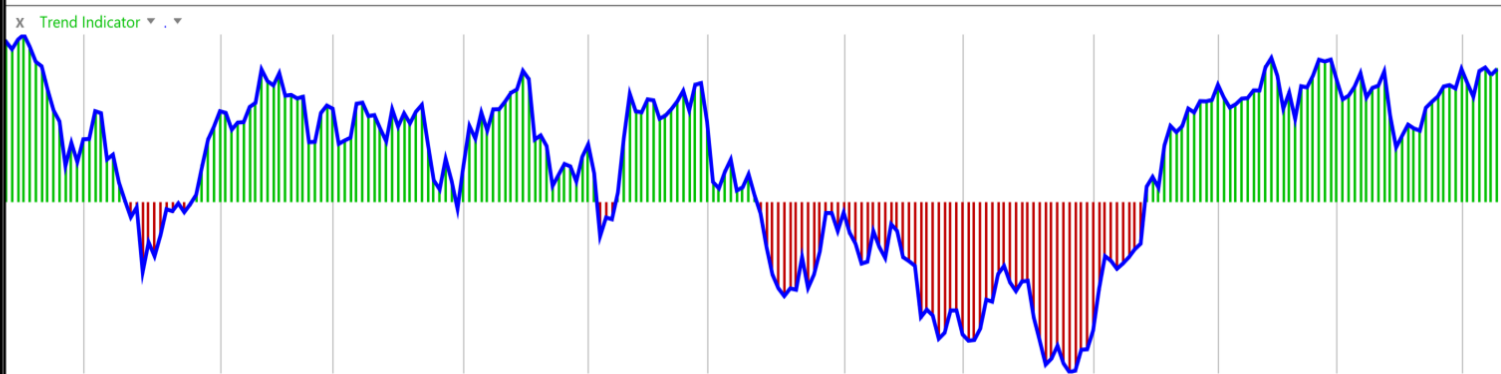
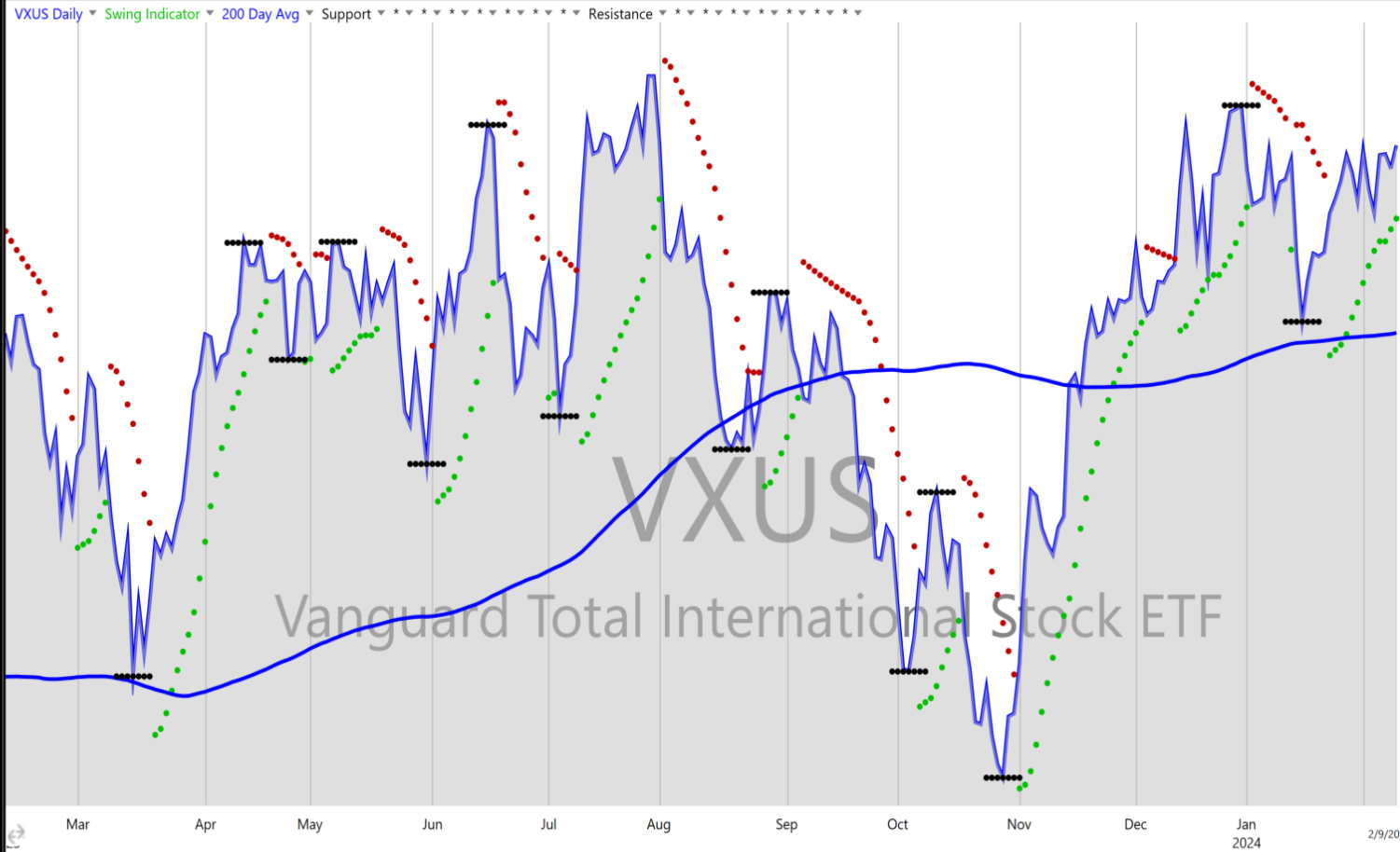
# International Equity 1-Year Trend

Green = Tilting Bullish

Red = Tilting Bearish



ETF	ETF Name & Market Segment	Trend	Swing	Trend
IVV	iShares S&P 500 Index Fund ETF	●	●	105
EFG	iShares MSCI EAFE Growth Index Fund ETF	●	●	63
VIGI	Vanguard International Dividend Appreciation ETF	●	●	53
EZU	iShares MSCI EMU Index Fund ETF	●	●	47
EFA	iShares MSCI EAFE Index Fund ETF	●	●	46
VPL	Vanguard Pacific Etf	●	●	46
VXUS	Vanguard Total International Stock ETF	●	●	41
VGK	Vanguard European Etf	●	●	41
VYMI	Vanguard International High Dividend Yield ETF	●	●	33
VSS	Vanguard FTSE All-World ex-US Small-Cap ETF	●	●	29
VWO	Vanguard Emerging Markets ETF	●	●	26
EFV	iShares MSCI EAFE Value Index Fund ETF	●	●	21
ILF	iShares S&P Latin America 40 Index Fund ETF	●	●	18
MCHI	iShares MSCI China Index Fund	●	●	-31



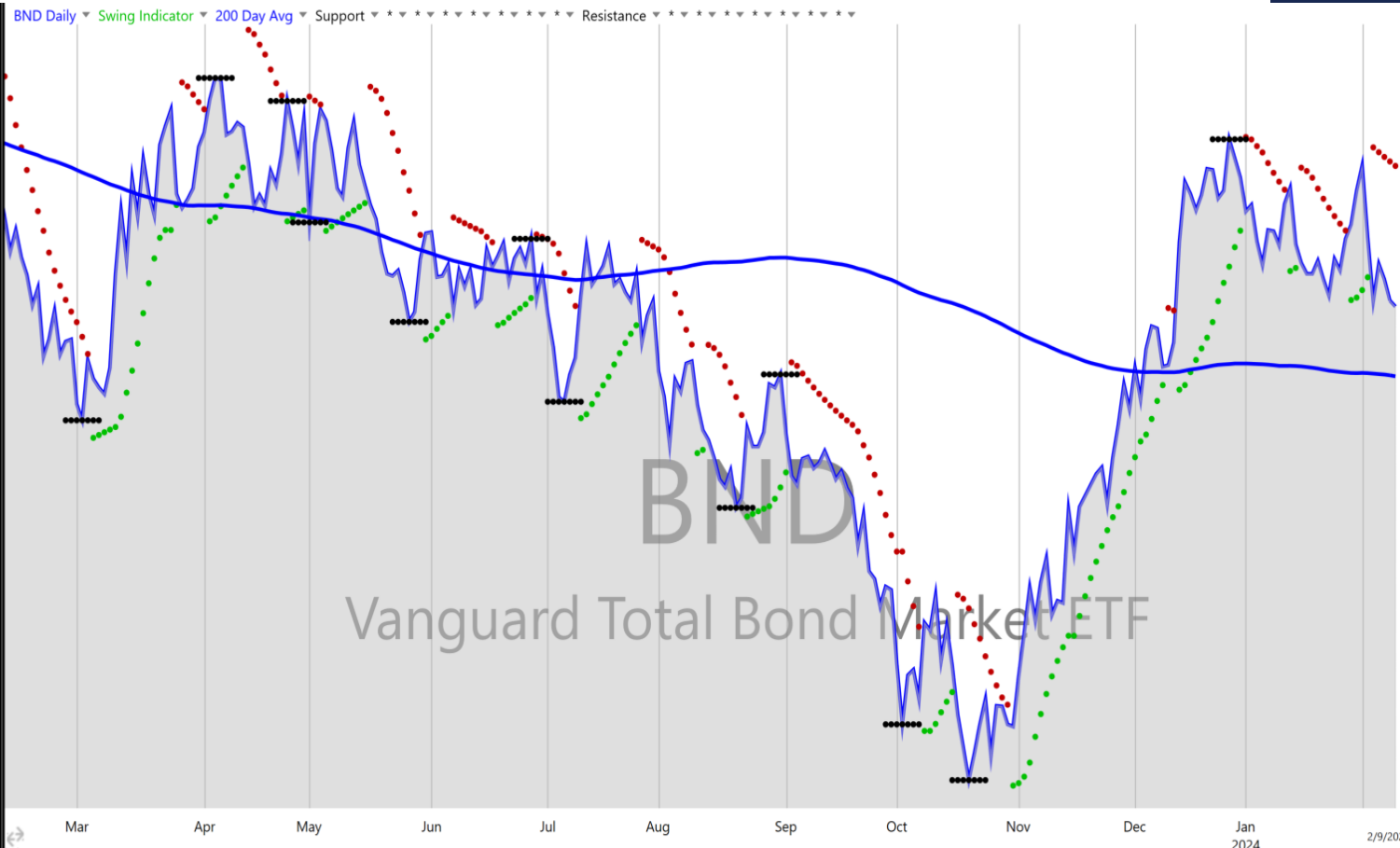
# US Bond 1-Year Trend

Green = Tilting Bullish

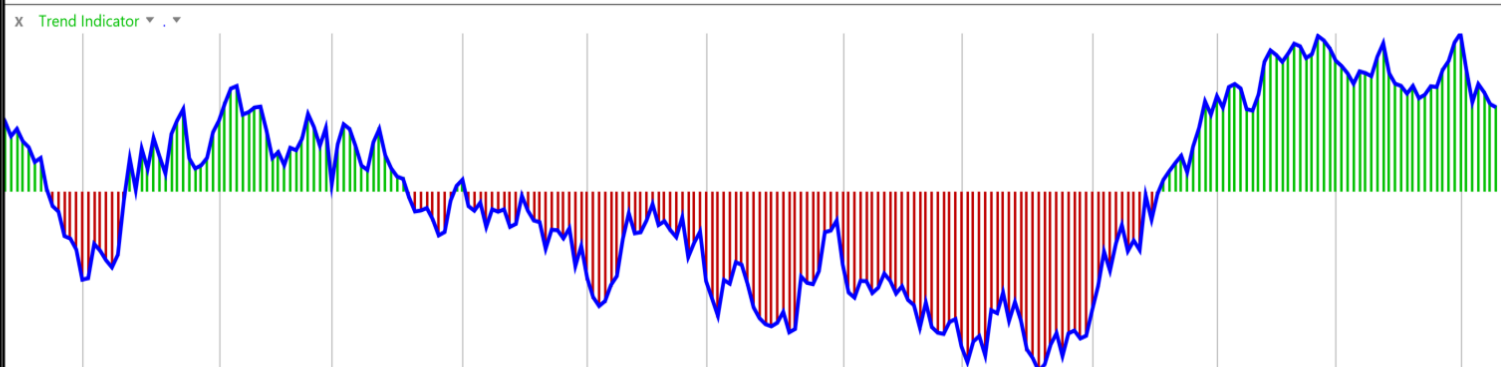
Red = Tilting Bearish



ETF	ETF Name & Market Segment	Trend	Swing	Trend
		D	D	D
MUB	iShares S&P National Municipal Bond ETF	●	●	46
HYG	iShares IBoxx \$ High Yield Corporate Bond ETF	●	●	43
VCSH	Vanguard Short-Term Corporate Bond ETF	●	●	38
VCIT	Vanguard Intermediate-Term Corporate Bond ETF	●	●	37
LQD	iShares Iboxx \$ Investop Corp Bd	●	●	34
VCLT	Vanguard Long-Term Corporate Bond ETF	●	●	30
BND	Vanguard Total Bond Market ETF	●	●	28
TLH	iShares Barclays 10-20 Year Treasury Bond Fund	●	●	26
IEI	iShares Barclays 3-7 Year Treasury Bond Fund	●	●	24
IEF	iShares Barclays 7-10 Year Treasury Bond Fund	●	●	23
TLT	iShares Barclays 20+ Year Treasury Bond Fund	●	●	22
GOVT	iShares Barclays U.S. Treasury Bond Fund	●	●	22
SHY	iShares Barclays 1-3 Year Treasury Bond Fund	●	●	18
BNDX	Vanguard Total International Bond ETF	●	●	-8



BND  
Vanguard Total Bond Market ETF





**SECURITIES**

Broker-Dealer & RIA  
Member FINRA/SIPC

**FORMULAS**

Formulaic Trending  
Asset Management

**EXCHANGE**

Turnkey Asset  
Management Program

**INSURANCE SERVICES**

Insurance & Annuity  
Distribution

**ADVISOR ADVANCEMENT**

Consulting, Technology  
& Multimedia Marketing

6020 E. Fulton St. • Ada, Michigan 49301 • [usafinancial.com](http://usafinancial.com) • 888.444.0125



Honor Roll Five-Time Honoree

The strategies and concepts discussed are for educational purposes only and do not represent specific investment, tax, or estate planning advice. Investing carries an inherent element of risk and includes the potential for loss of principal and income. We believe it is in everyone's best interests to consult a tax, legal, or investment professional. Past performance is not indicative of future results, actual results may vary. The views expressed represent the personal opinions of the presenter or featured guests; not necessarily those of USA Financial or its affiliated subsidiaries. Any opinions or forecasting statements are subject to change at any time, and without notice. The information expressed herein is obtained from sources that are believed to be credible, however, their accuracy cannot be guaranteed. All data is created from publicly available information and has not been independently verified by USA Financial. Trademark and copyright protected, USA Financial and Affiliates.

The Trending Report represents a visual ranking of our formulaic trending analysis. Our calculations forge a unique combination of the stochastic oscillator, the relative strength index, the moving average convergence divergence and the elder ray indicator. This is executed over various equity subsets and durations in order to reflect a wide range of sensitivities to the market data collected. This is not an investment product offering and is provided for investor reference and perspective only. Past performance is not indicative of future results and actual results may vary. © USA Financial