

Trendlines Beat Headlines

Trending Report

Data Ending: 2023.04.07



SECURITIES

Broker-Dealer & RIA
Member FINRA/SIPC

FORMULAS

Formulaic Trending
Asset Management

EXCHANGE

Turnkey Asset
Management Program

INSURANCE SERVICES

Insurance & Annuity
Distribution

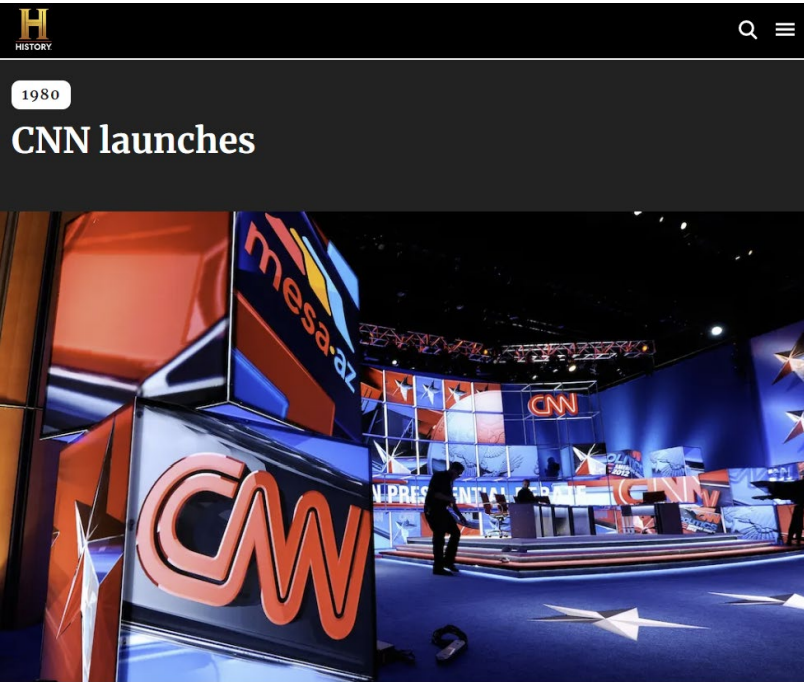
ADVISOR ADVANCEMENT

Consulting, Technology
& Multimedia Marketing

6020 E. Fulton St. • Ada, Michigan 49301 • usafinancial.com • 888.444.0125



Honor Roll 5-Time Honoree



On June 1, 1980, CNN (Cable News Network), the world's first 24-hour television news network, makes its debut. The network signed on from its headquarters in Atlanta, Georgia, with a lead story about the attempted assassination of civil rights leader Vernon Jordan.

CNN went on to change the notion that news could only be reported at fixed times throughout the day. At the time of CNN's launch, TV news was dominated by three major networks—ABC, CBS and NBC—and their nightly 30-minute broadcasts.

◆ WSJ NEWS EXCLUSIVE | U.S. ECONOMY

Most Americans Doubt Their Children Will Be Better Off, WSJ-NORC Poll Finds

Dim view of economy underpins pessimism about future and record-low happiness in U.S.



Kristy Morrow of Big Spring, Texas, is teaching her sons the importance of spending money on needs, not wants.

PHOTO: ROBIN MOORE

By [Janet Adamy](#) [Follow](#)

March 24, 2023 5:30 am ET



Home // Monitor on Psychology // 2022 // 16 //

NEWS

Media overload is hurting our mental health. Here are ways to manage headline stress

Psychologists are seeing an increase in news-related stress; installing a few key media guardrails can help

By Charlotte Huff Date created: November 1, 2022 13 min read

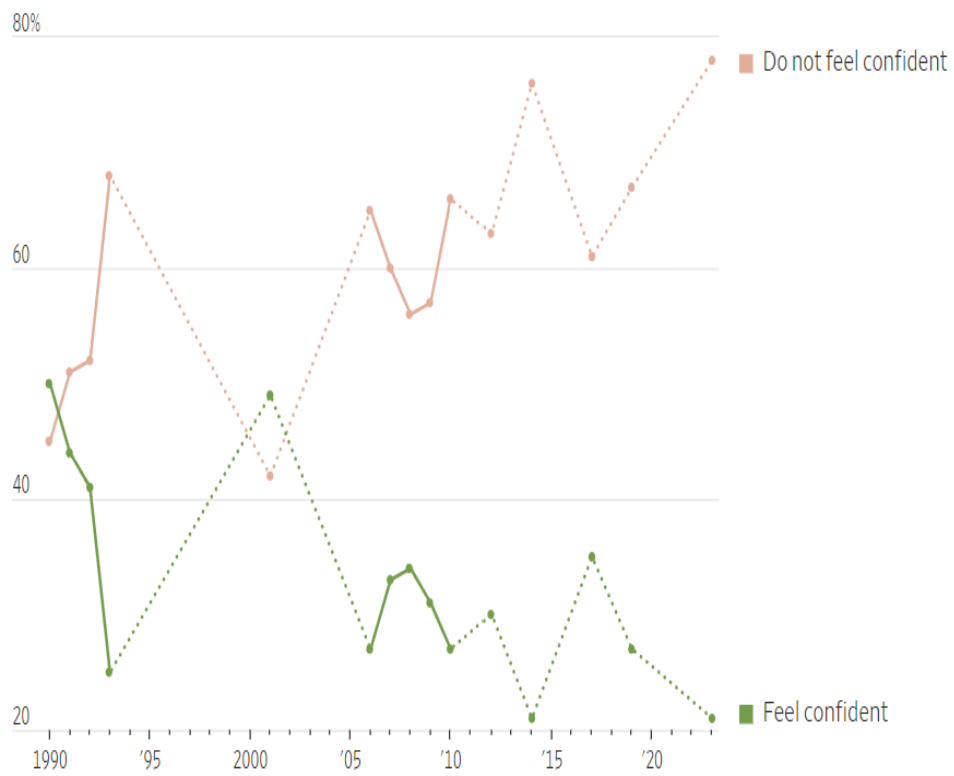
Vol. 53 No. 8

Print version: page 20

[Current Events](#) [Mental Health](#) [Stress](#) [Social Media and Internet](#) [Journalism and Facts](#)



Do you feel confident that life for our children's generation will be better than it has been for us?

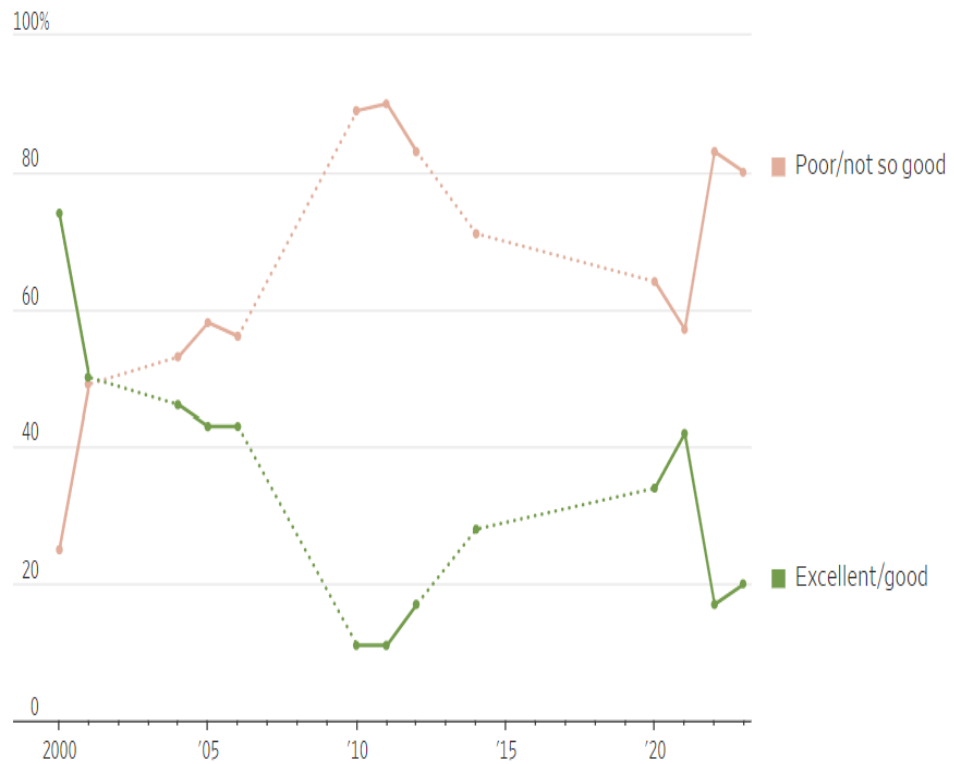


Note: 'Not sure' responses not charted.

Source: WSJ/NORC poll of 1,019 adults, conducted March 1-13, 2023; margin of error +/-4.1 pct. pts. Data prior to 2023 from the General Social Survey annual surveys of 2,000-2,500 adults; margins of error range from +/-2.2 to 3.1 pct. pts.



Would you describe the state of the nation's economy these days as...?

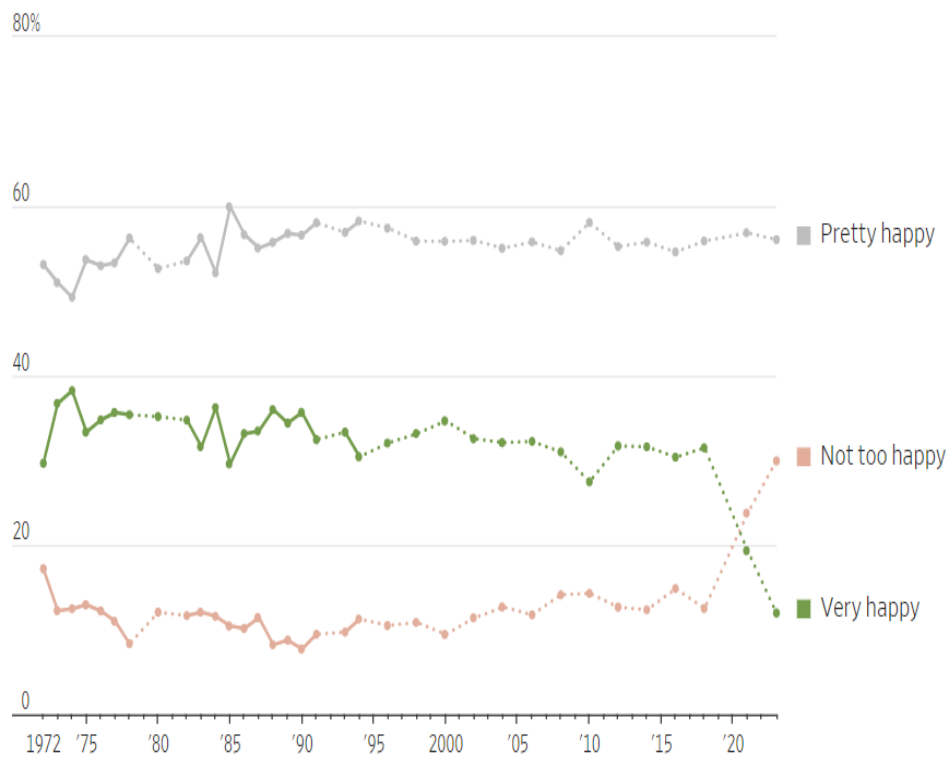


Sources: WSJ/NORC poll of 1,019 adults conducted March 1-13, 2023; margin of error +/-4.1 pct. pts. (2023). Data prior to 2022 are from ABC/Washington Post surveys, most recently of 1,007 adults conducted April 18-21, 2021; margin of error +/-3.5 pct. pts.

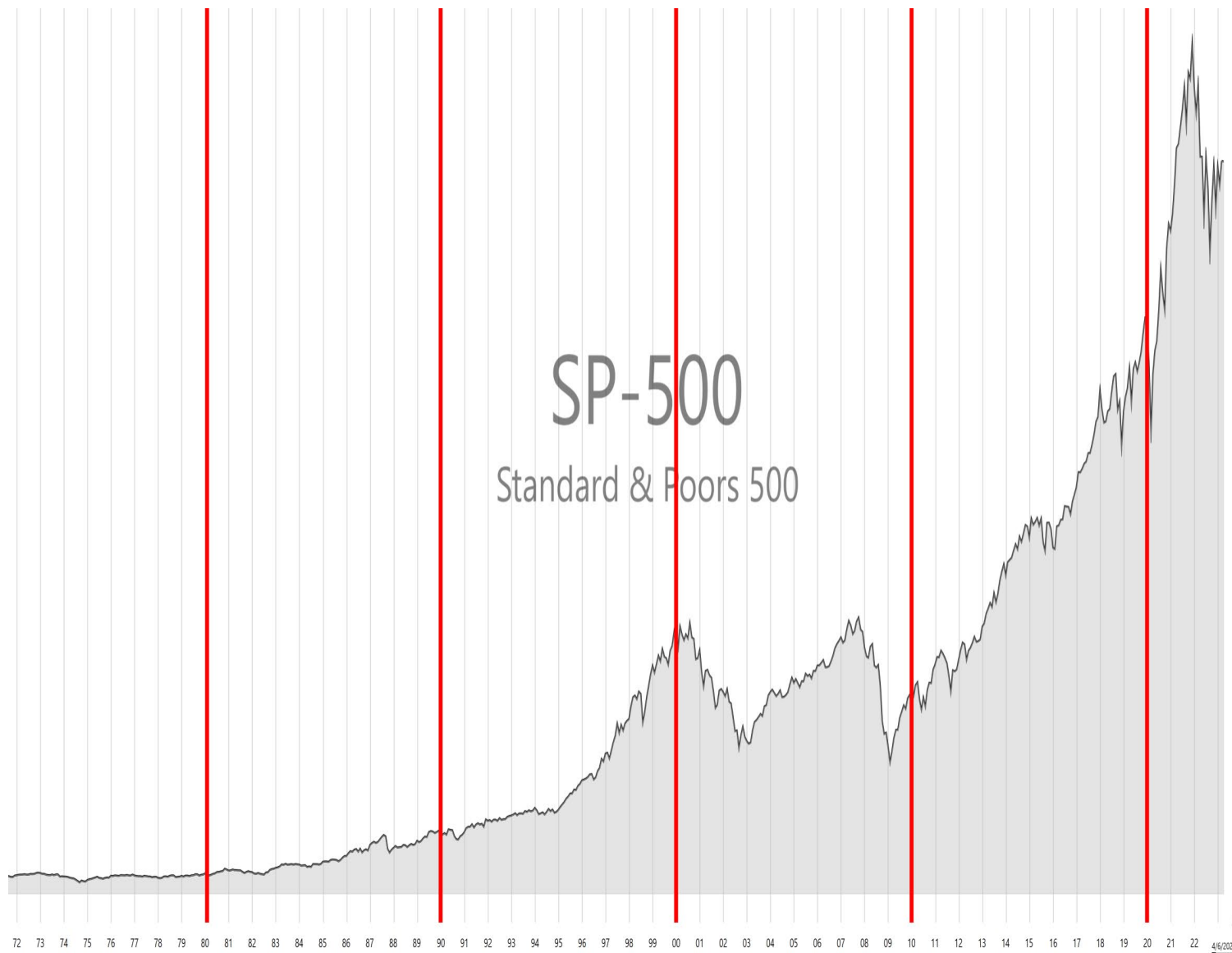


SP-500
Standard & Poors 500

Taken all together, how would you say things are these days—would you say that you are very happy, pretty happy or not too happy?



Source: WSJ/NORC poll of 1,019 adults, conducted March 1–13, 2023; margin of error +/-4.1 pct. pts. Data prior to 2023 from the General Social Survey annual surveys of 2,000–2,500 adults; margins of error range from +/-2.2 to 3.1 pct. pts.



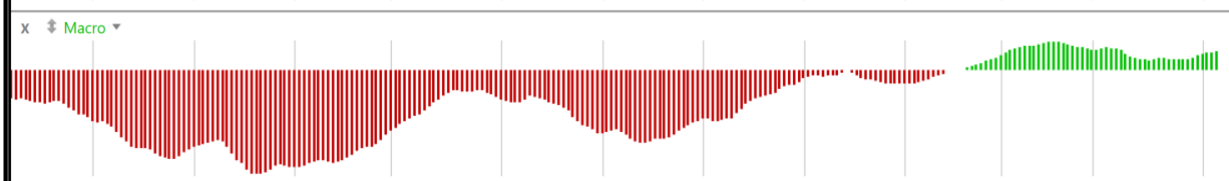
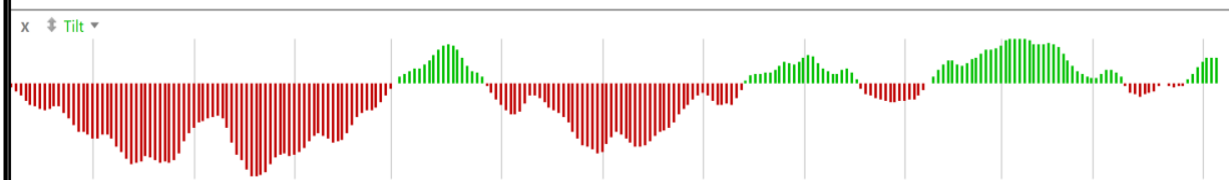
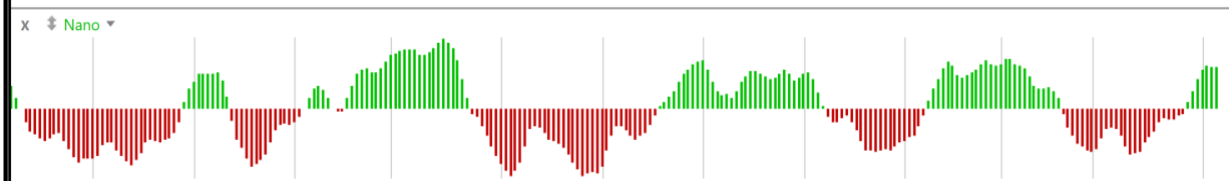
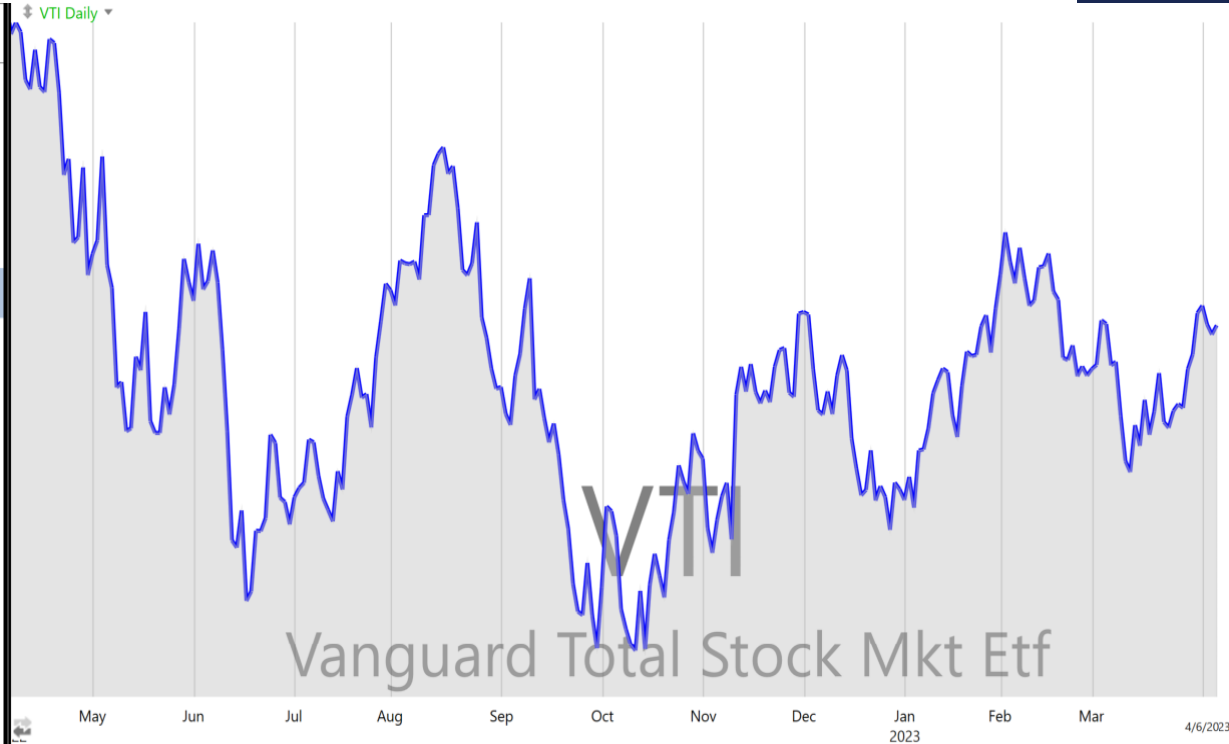
US Capitalization 1-Year Trend

Green = Tilting Bullish

Red = Tilting Bearish



Sym	Company	Macro	Mezzo	Tilt	Micro	Nano
QQQ	Invesco QQQTrust Ser 1	●	●	8.9	●	●
OEF	iShares S&P 100 Index Fund ETF	●	●	6.5	●	●
IVW	iShares S&P 500 Growth ETF	●	●	6.1	●	●
IVV	iShares S&P 500 Index Fund ETF	●	●	4.4	●	●
VTI	Vanguard Total Stock Mkt Etf	●	●	3.4	●	●
IVE	iShares S&P 500/Barra Value Index Fund ETF	●	●	2.1	●	●
IJK	iShares S&P MidCap 400 Growth ETF	●	●	0.7	●	●
IJH	iShares S&P MidCap 400 Index Fund ETF	●	●	-1.2	●	●
IJT	iShares S&P SmallCap 600 Growth ETF	●	●	-2.6	●	●
IJR	iShares S&P SmallCap 600 Index Fund ETF	●	●	-2.9	●	●
IJJ	iShares S&P MidCap 400 Value ETF	●	●	-3.0	●	●
IJS	iShares S&P SmallCap 600 Value ETF	●	●	-3.3	●	●

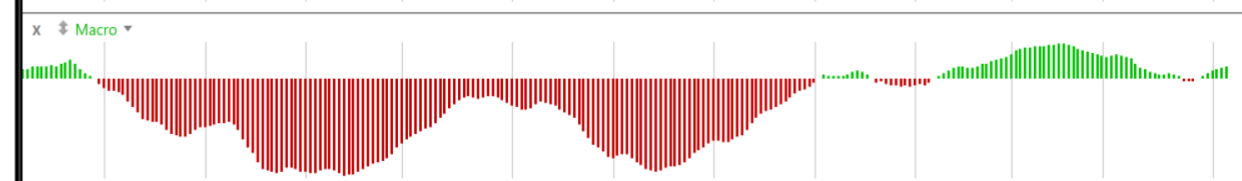
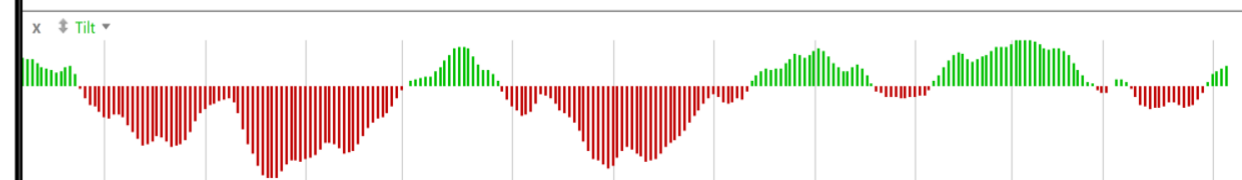
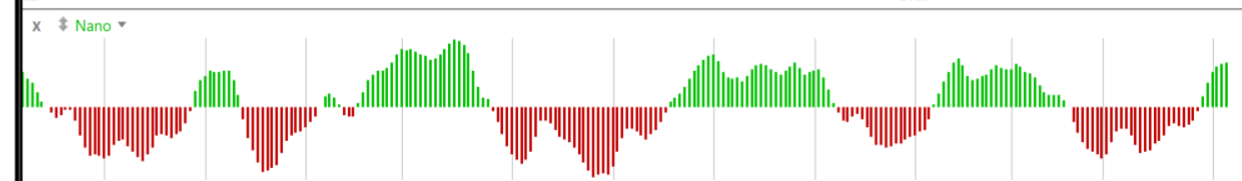
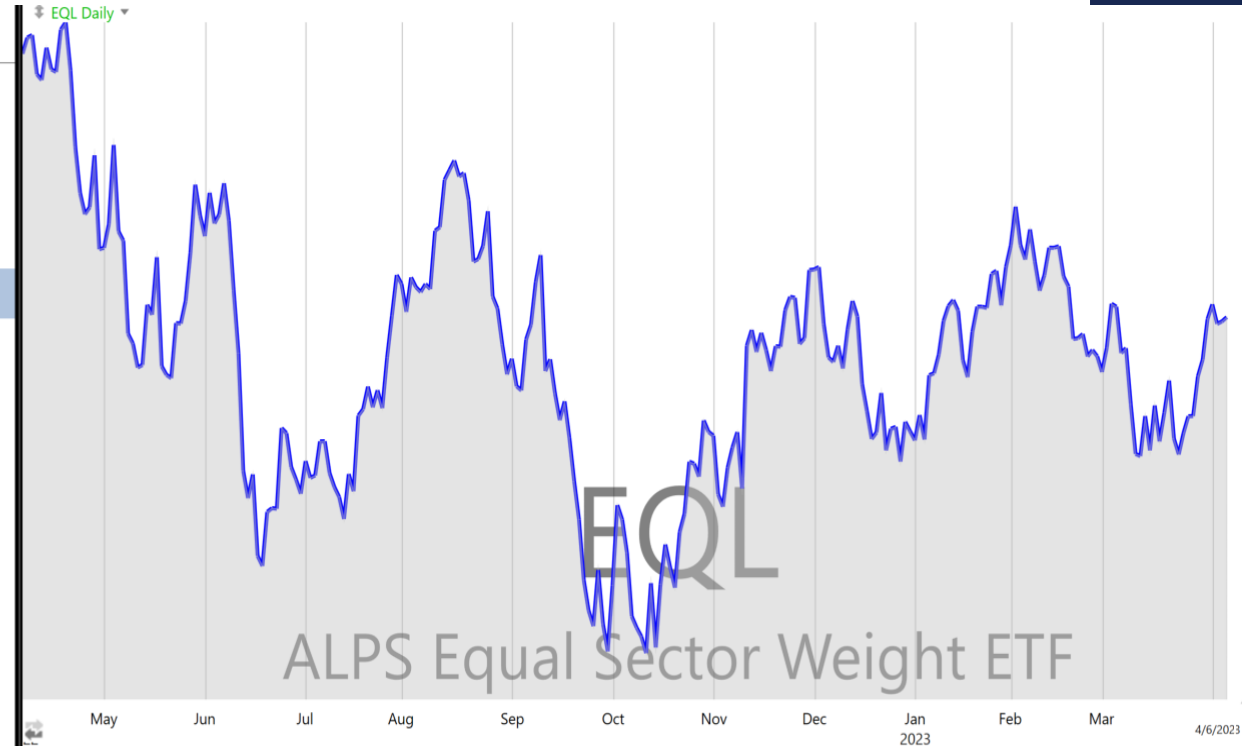


US Sector 1-Year Trend

Green = Tilting Bullish

Red = Tilting Bearish

Sym	Company	Macro	Mezzo	Tilt	Micro	Nano
VGT	Vanguard Information Tech Etf	●	●	9.1	●	●
VOX	Vanguard Telecomm Srvs Etf	●	●	8.2	●	●
VDC	Vanguard Consumer Staples Etf	●	●	4.2	●	●
VCR	Vanguard Consumer Disc Etf	●	●	3.1	●	●
EQL	ALPS Equal Sector Weight ETF	●	●	2.3	●	●
VHT	Vanguard Health Care Etf	●	●	1.3	●	●
VAW	Vanguard Materials Etf	●	●	1.0	●	●
VPU	Vanguard Utilities Etf	●	●	0.2	●	●
VIS	Vanguard Industrials Etf	●	●	0.2	●	●
VDE	Vanguard Energy Etf	●	●	-1.4	●	●
VNQ	Vanguard Reit Etf	●	●	-2.5	●	●
VFH	Vanguard Financials Etf	●	●	-6.1	●	●

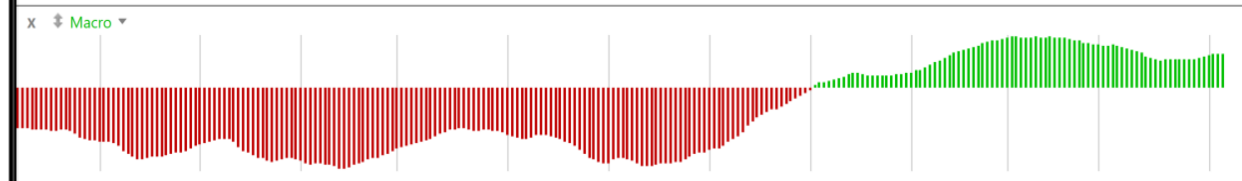
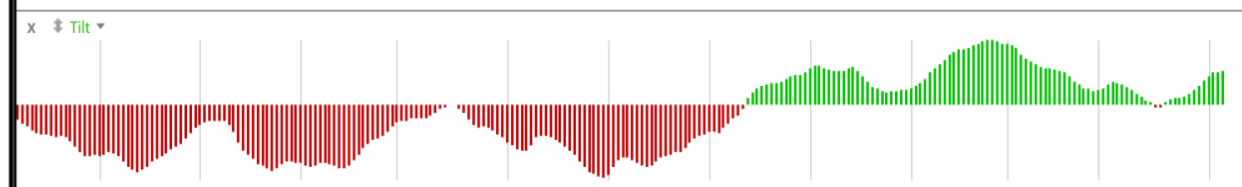
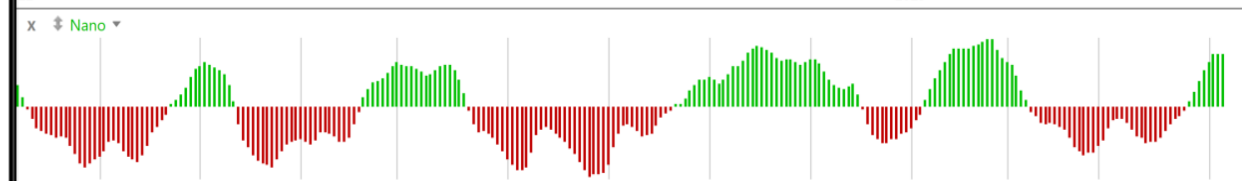
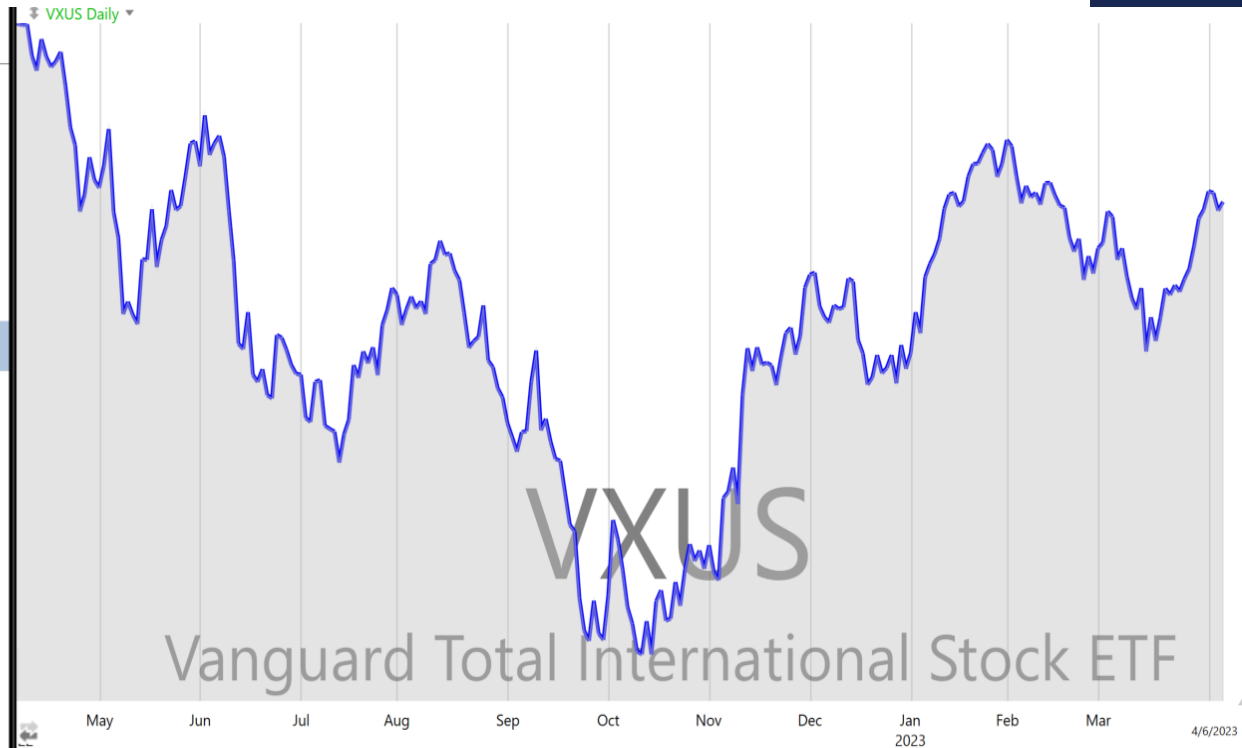


International Equity 1-Year Trend

Green = Tilting Bullish

Red = Tilting Bearish

Sym	Company	Macro	Mezzo	Tilt	Micro	Nano
EFG	iShares MSCI EAFE Growth Index Fund ETF	●	●	9.1	●	●
EZU	iShares MSCI EMU Index Fund ETF	●	●	8.9	●	●
EFA	iShares MSCI EAFE Index Fund ETF	●	●	7.5	●	●
VGK	Vanguard European Etf	●	●	7.4	●	●
VIGI	Vanguard International Dividend Appreciation ETF	●	●	6.7	●	●
VXUS	Vanguard Total International Stock ETF	●	●	5.7	●	●
EFV	iShares MSCI EAFE Value Index Fund ETF	●	●	5.4	●	●
VPL	Vanguard Pacific Etf	●	●	5.0	●	●
VYMI	Vanguard International High Dividend Yield ETF	●	●	4.2	●	●
VSS	Vanguard FTSE All-World ex-US Small-Cap ETF	●	●	4.1	●	●
VWO	Vanguard Emerging Markets ETF	●	●	3.0	●	●
ILF	iShares S&P Latin America 40 Index Fund ETF	●	●	-1.1	●	●



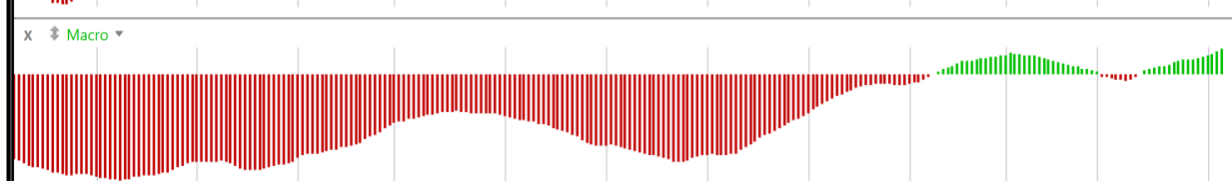
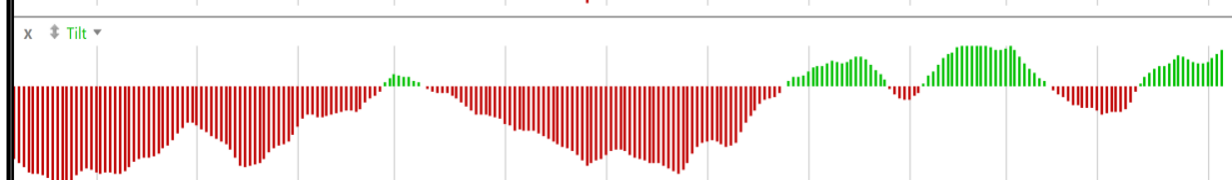
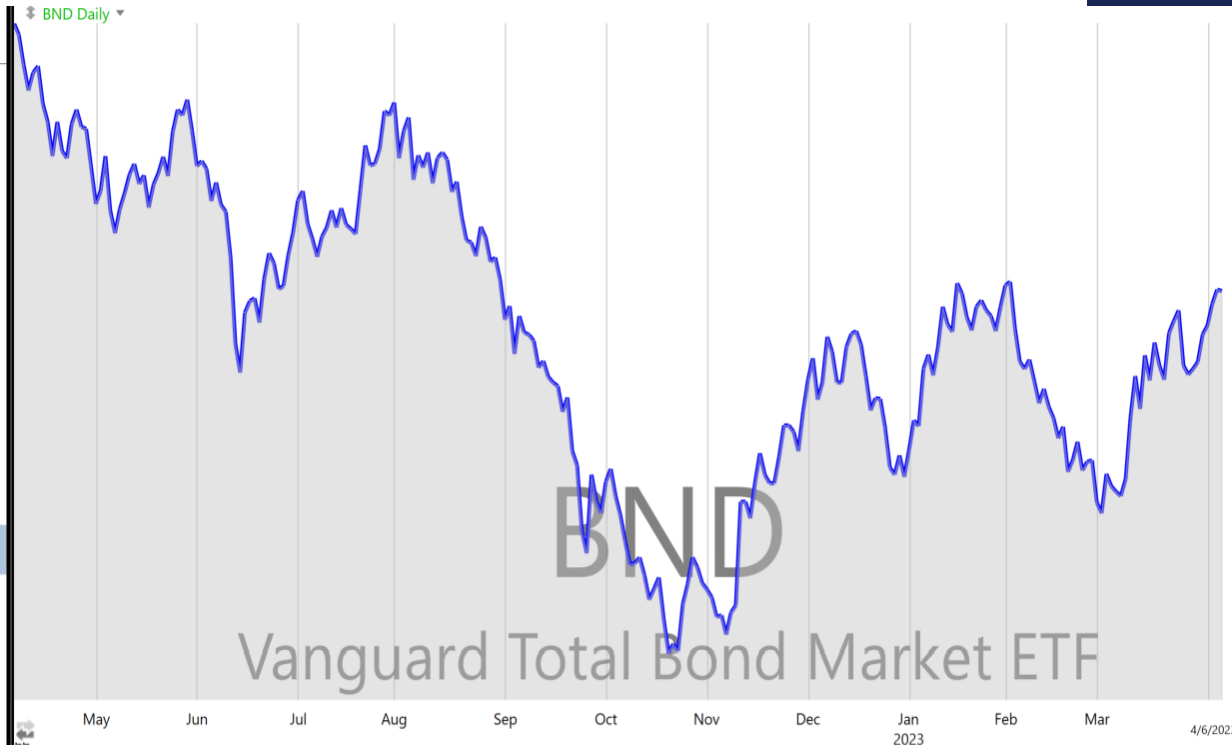
US Bond 1-Year Trend

Green = Tilting Bullish

Red = Tilting Bearish



Sym	Company	Macro	Mezzo	Tilt	Micro	Nano
TLH	iShares Barclays 10-20 Year Treasury Bond Fund	●	●	5.2	●	●
VCIT	Vanguard Intermediate-Term Corporate Bond ETF	●	●	5.0	●	●
TLT	iShares Barclays 20+ Year Treasury Bond Fund	●	●	5.0	●	●
LQD	iShares Iboxx \$ Investop Corp Bd	●	●	4.9	●	●
VCLT	Vanguard Long-Term Corporate Bond ETF	●	●	4.9	●	●
IEF	iShares Barclays 7-10 Year Treasury Bond Fund	●	●	4.5	●	●
GOVT	iShares Barclays U.S. Treasury Bond Fund	●	●	4.3	●	●
VCSH	Vanguard Short-Term Corporate Bond ETF	●	●	4.2	●	●
IEI	iShares Barclays 3-7 Year Treasury Bond Fund	●	●	4.2	●	●
BND	Vanguard Total Bond Market ETF	●	●	4.1	●	●
SHY	iShares Barclays 1-3 Year Treasury Bond Fund	●	●	3.0	●	●
HYG	iShares IBoxx \$ High Yield Corporate Bond ETF	●	●	1.2	●	●





SECURITIES

Broker-Dealer & RIA
Member FINRA/SIPC

FORMULAS

Formulaic Trending
Asset Management

EXCHANGE

Turnkey Asset
Management Program

INSURANCE SERVICES

Insurance & Annuity
Distribution

ADVISOR ADVANCEMENT

Consulting, Technology
& Multimedia Marketing

6020 E. Fulton St. • Ada, Michigan 49301 • usafinancial.com • 888.444.0125



Honor Roll Five-Time Honoree

The strategies and concepts discussed are for educational purposes only and do not represent specific investment, tax, or estate planning advice. Investing carries an inherent element of risk and includes the potential for loss of principal and income. We believe it is in everyone's best interests to consult a tax, legal, or investment professional. Past performance is not indicative of future results, actual results may vary. The views expressed represent the personal opinions of the presenter or featured guests; not necessarily those of USA Financial or its affiliated subsidiaries. Any opinions or forecasting statements are subject to change at any time, and without notice. The information expressed herein is obtained from sources that are believed to be credible, however, their accuracy cannot be guaranteed. All data is created from publicly available information and has not been independently verified by USA Financial. Trademark and copyright protected, USA Financial and Affiliates.

The Trending Report represents a visual ranking of our formulaic trending analysis. Our calculations forge a unique combination of the stochastic oscillator, the relative strength index, the moving average convergence divergence and the elder ray indicator. This is executed over various equity subsets and durations in order to reflect a wide range of sensitivities to the market data collected. This is not an investment product offering and is provided for investor reference and perspective only. Past performance is not indicative of future results and actual results may vary. © USA Financial